

National GT Challenge/P9 Challenge Sprir Mugello Racing Weekend Gara 2 (40 Minutes)

Final Classification

| No Drivers | Team | Car | Cl. | Laps | Total Time | Gap | Kph | Best Lap | | | |
|------------|----------------------------------|------------------------------|-----------------------------|----------|------------|-----------|-----------|----------|------|----------|-------|
| | | | | | | | | Lap | Time | | |
| 1 | 43 R. ROMAGNOLI / E. MARCHETTI | BEST LAP | Ferrari 488 Challenge EVO | GT CUP 2 | 16 | 40:31.569 | - | 124.2 | 6 | 1:56.148 | 162.6 |
| 2 | 42 M. SQUILLACI / E. ROMANI | TEAM CARS RACING | Porsche 992 GT3 CUP | GT CUP 2 | 16 | 40:31.803 | +0.234 | 124.2 | 5 | 1:56.486 | 162.1 |
| 3 | 68 P. ALESSI / F. DANOVA | SF SQUADRA CORSE SRLS | Lamborghini Huracan ST EVO2 | GT CUP 1 | 16 | 40:31.954 | +0.385 | 124.2 | 6 | 1:51.622 | 169.2 |
| 4 | 151 L. FERRARI / L. MEGNA | FORMULA RACING | Ferrari 488 Challenge EVO | GT CUP 2 | 16 | 40:32.019 | +0.450 | 124.2 | 5 | 1:53.865 | 165.8 |
| 5 | 604 J. ALZEN / T. SCHEIBNER | HR Spezialfedem GmbH & Co KG | BMW M4 GT3 | 6 | 16 | 41:24.740 | +53.171 | 121.6 | 4 | 1:51.180 | 169.8 |
| 6 | 28 F. FRANGIONI / E. CASAZZA | TEAM CARS RACING | Porsche 911 GT3 CUP | GT CUP 2 | 16 | 41:25.761 | +54.192 | 121.5 | 7 | 1:56.913 | 161.5 |
| 7 | 91 M. MAGLIOCCOLA / B. STRIGNANO | SCUDERIA VESUVIO | Lamborghini Huracan GT3 | GT3 | 16 | 41:26.269 | +54.700 | 121.5 | 4 | 1:50.702 | 170.6 |
| 8 | 6 G. TORELLI / D. GAGGIANESI | Rangoni Corse | Lamborghini Huracan ST | GT CUP 1 | 16 | 41:26.638 | +55.069 | 121.5 | 8 | 1:52.307 | 168.1 |
| 9 | 25 B. PINAR / N. RISITANO | SEVEN HILLS MOTORSPORT | Ferrari 488 Challenge EVO | GT CUP 2 | 16 | 41:27.731 | +56.162 | 121.4 | 5 | 1:54.176 | 165.4 |
| 10 | 24 M. MARULLA / G. GIRAUDI | RC MOTORSPORT | Ferrari 488 Challenge EVO | GT CUP 2 | 16 | 41:28.619 | +57.050 | 121.4 | 5 | 1:56.734 | 161.8 |
| 11 | 27 M. GIRAUDI / G. GIRAUDI | GRT MOTORSPORT | Ferrari 488 Challenge EVO | GT CUP 2 | 16 | 41:29.106 | +57.537 | 121.4 | 6 | 1:55.855 | 163.0 |
| 12 | 11 R. MASSARO / M. MENEGHIN | SCUDERIA EMME | Ferrari 488 Challenge EVO | GT CUP 2 | 16 | 41:29.597 | +58.028 | 121.3 | 12 | 1:56.380 | 162.2 |
| 13 | 23 T. PETERSEN | FORMULA RACING | Ferrari 488 Challenge EVO | GT CUP 2 | 16 | 41:30.554 | +58.985 | 121.3 | 4 | 1:56.563 | 162.0 |
| 14 | 57 A. BRIGATTI / S. CONTI | LEMA RACING | Lamborghini Huracan ST EVO2 | GT CUP 1 | 16 | 41:30.992 | +59.423 | 121.3 | 12 | 1:56.532 | 162.0 |
| 15 | 5 S. MAESTRI / A. RODIO | BEST LAP | Ferrari 488 Challenge EVO | GT CUP 2 | 16 | 41:31.480 | +59.911 | 121.3 | 5 | 1:57.194 | 161.1 |
| 16 | 411 M. SUSSENGUTH | TEAM Sussenguth | PORSCHE 991 GT3 CUP GEN II | 4b | 16 | 41:31.999 | +1:00.430 | 121.2 | 4 | 1:55.294 | 163.8 |
| 17 | 607 J. BENDER | JB racing TEAM | CHEVROLET C7 GT3 Corvette | 6 | 16 | 41:32.700 | +1:01.131 | 121.2 | 5 | 1:53.246 | 166.7 |
| 18 | 12 F. FEDE | TEAM CARS RACING | 992 GT3 CUP | GT CUP 2 | 16 | 41:33.299 | +1:01.730 | 121.2 | 12 | 1:57.869 | 160.2 |
| 19 | 15 D. GOLIA / G. DE CUNTIS | BEST LAP | Ferrari 488 Challenge EVO | GT CUP 2 | 16 | 41:33.753 | +1:02.184 | 121.1 | 4 | 1:58.125 | 159.8 |
| 20 | 204 J. JANSEN | Spirit Race Team | AUDI R8 GT4 | 2b | 16 | 41:34.793 | +1:03.224 | 121.1 | 5 | 2:02.120 | 154.6 |
| 21 | 9 A. REVELLO | TEAM CARS RACING | Porsche Carrera GT3 | GT CUP 2 | 15 | 42:00.410 | 1 Lap | 112.4 | 3 | 2:17.553 | 137.3 |
| 22 | 18 M. PITORRI / G. SIMONELLI | BEST LAP | Ferrari 488 GT3 | GT3 | 13 | 32:56.916 | 3 Laps | 124.2 | 12 | 1:57.938 | 160.1 |
| 23 | 507 A. LIENAU | Team Lienau | ASTON MARTIN V12 GT3 | 5 | 12 | 36:22.909 | 4 Laps | 103.8 | 3 | 2:06.848 | 148.9 |
| 24 | 157 G. MARINARO / A. PALAZZO | BEST LAP | Ferrari 488 Challenge EVO | GT CUP 2 | 7 | 16:46.936 | 9 Laps | 131.3 | 4 | 1:58.597 | 159.2 |
| 25 | 202 M. WIEZORREK | Spirit Race Team | BMW M4 GT4 F82 | 2b | 7 | 19:30.322 | 9 Laps | 112.9 | 5 | 2:04.637 | 151.5 |
| 26 | 7 A. FULGORI / D. PAOLETTI | TRACK AND GO | Porsche 992 GT3 CUP | GT CUP 2 | 6 | 17:11.817 | 10 Laps | 109.8 | 4 | 1:57.793 | 160.3 |
| 27 | 90 A. AMBROSIO / P. PASTORE | SCUDERIA VESUVIO | Lamborghini Huracan GT3 | GT3 | | | | | | | |
| 28 | 50 H. LEE | FORMULA RACING | Ferrari 488 Challenge EVO | GT CUP 2 | | | | | | | |

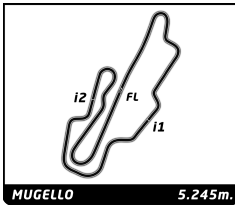
| | | | |
|-----------------------|---------------------------|----------|-----------|
| Pole Position: | Federico DANOVA | 1:48.171 | 174.6 Kph |
| Fastest Lap: | Lap 4 Benedetto STRIGNANO | 1:50.702 | 170.6 Kph |

DRIVER #507 +215 SEC TIME PENALTY DUE TO NO RESPECTING PIT TIME WINDOW CORRECTLY
DRIVER #68 +0.627 SEC TIME PENALTY DUE TO NO RESPECTING PIT TIME WINDOW CORRECTLY
DRIVER #9 + 25 SEC TIME PENALTY DUE TO STEWARDS DECISION NO. 11

Published at:

Track Status: **DRY**

| | | | |
|-----------------------------------|-----------------------------|-----------------------------|---------------------------------|
| Commissari Sportivi: | | | Il DS Cronometraggio |
| ARBERI Maria Grazia Lic. 26127 | LEONI Simone Lic. 205664 | TRINCI Franco Lic. 52925 | INNOCENTI Chiara Lic. 523246 |



National GT Challenge/P9 Challenge Sprin

Mugello Racing Weekend

Gara 2 (40 Minutes)

Final Classification by Class

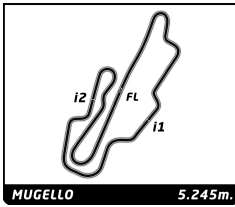
| No Drivers | Team | Car | Laps | Total Time | Gap | Kph | Best Lap | | | |
|-----------------|----------------------------------|-------------------------------|-----------------------------|------------|-----------|-----------|----------|------|----------|-------|
| | | | | | | | Lap | Time | Kph | |
| GT CUP 2 | | | | | | | | | | |
| 1 | 43 R. ROMAGNOLI / E. MARCHETTI | BEST LAP | Ferrari 488 Challenge EVO | 16 | 40:31.569 | | 124.2 | 6 | 1:56.148 | 162.6 |
| 2 | 42 M. SQUILLACI / E. ROMANI | TEAM CARS RACING | Porsche 992 GT3 CUP | 16 | 40:31.803 | +0.234 | 124.2 | 5 | 1:56.486 | 162.1 |
| 3 | 151 L. FERRARI / L. MEGNA | FORMULA RACING | Ferrari 488 Challenge EVO | 16 | 40:32.019 | +0.450 | 124.2 | 5 | 1:53.865 | 165.8 |
| 4 | 28 F. FRANGIONI / E. CASAZZA | TEAM CARS RACING | Porsche 911 GT3 CUP | 16 | 41:25.761 | +54.192 | 121.5 | 7 | 1:56.913 | 161.5 |
| 5 | 25 B. PINAR / N. RISITANO | SEVEN HILLS MOTORSPORT | Ferrari 488 Challenge EVO | 16 | 41:27.731 | +56.162 | 121.4 | 5 | 1:54.176 | 165.4 |
| 6 | 24 M. MARULLA / G. GIRAUDI | RC MOTORSPORT | Ferrari 488 Challenge EVO | 16 | 41:28.619 | +57.050 | 121.4 | 5 | 1:56.734 | 161.8 |
| 7 | 27 M. GIRAUDI / G. GIRAUDI | GRT MOTORSPORT | Ferrari 488 Challenge EVO | 16 | 41:29.106 | +57.537 | 121.4 | 6 | 1:55.855 | 163.0 |
| 8 | 11 R. MASSARO / M. MENEGHIN | SCUDERIA EMME | Ferrari 488 Challenge EVO | 16 | 41:29.597 | +58.028 | 121.3 | 12 | 1:56.380 | 162.2 |
| 9 | 23 T. PETERSEN | FORMULA RACING | Ferrari 488 Challenge EVO | 16 | 41:30.554 | +58.985 | 121.3 | 4 | 1:56.563 | 162.0 |
| 10 | 5 S. MAESTRI / A. RODIO | BEST LAP | Ferrari 488 Challenge EVO | 16 | 41:31.480 | +59.911 | 121.3 | 5 | 1:57.194 | 161.1 |
| 11 | 12 F. FEDE | TEAM CARS RACING | 992 GT3 CUP | 16 | 41:33.299 | +1'01.730 | 121.2 | 12 | 1:57.869 | 160.2 |
| 12 | 15 D. GOLIA / G. DE CUNTIS | BEST LAP | Ferrari 488 Challenge EVO | 16 | 41:33.753 | +1'02.184 | 121.1 | 4 | 1:58.125 | 159.8 |
| 13 | 9 A. REVELLO | TEAM CARS RACING | Porsche Carrera GT3 | 15 | 42:00.410 | 1 Lap | 112.4 | 3 | 2:17.553 | 137.3 |
| 14 | 157 G. MARINARO / A. PALAZZO | BEST LAP | Ferrari 488 Challenge EVO | 7 | 16:46.936 | 9 Laps | 131.3 | 4 | 1:58.597 | 159.2 |
| 15 | 7 A. FULGORI / D. PAOLETTI | TRACK AND GO | Porsche 992 GT3 CUP | 6 | 17:11.817 | 10 Laps | 109.8 | 4 | 1:57.793 | 160.3 |
| 16 | 50 H. LEE | FORMULA RACING | Ferrari 488 Challenge EVO | | | | | | | |
| 2b | | | | | | | | | | |
| 1 | 204 J. JANSEN | Spirit Race Team | AUDI R8 GT4 | 16 | 41:34.793 | | 121.1 | 5 | 2:02.120 | 154.6 |
| 2 | 202 M. WIEZORREK | Spirit Race Team | BMW M4 GT4 F82 | 7 | 19:30.322 | 9 Laps | 112.9 | 5 | 2:04.637 | 151.5 |
| 4b | | | | | | | | | | |
| 1 | 411 M. SUSSENGUTH | TEAM Sussenguth | PORSCHE 991 GT3 CUP GEN II | 16 | 41:31.999 | | 121.2 | 4 | 1:55.294 | 163.8 |
| 5 | | | | | | | | | | |
| 1 | 507 A. LIENAU | Team Lienau | ASTON MARTIN V12 GT3 | 12 | 36:22.909 | | 103.8 | 3 | 2:06.848 | 148.9 |
| 6 | | | | | | | | | | |
| 1 | 604 J. ALZEN / T. SCHEIBNER | HR Spezialfedern GmbH & Co KG | BMW M4 GT3 | 16 | 41:24.740 | | 121.6 | 4 | 1:51.180 | 169.8 |
| 2 | 607 J. BENDER | JB racing TEAM | CHEVROLET C7 GT3 Corvette | 16 | 41:32.700 | +7.960 | 121.2 | 5 | 1:53.246 | 166.7 |
| GT CUP 1 | | | | | | | | | | |
| 1 | 68 P. ALESSI / F. DANOVA | SF SQUADRA CORSE SRLS | Lamborghini Huracan ST EVO2 | 16 | 40:31.954 | | 124.2 | 6 | 1:51.622 | 169.2 |
| 2 | 6 G. TORELLI / D. GAGGIANESI | Rangoni Corse | Lamborghini Huracan ST | 16 | 41:26.638 | +54.684 | 121.5 | 8 | 1:52.307 | 168.1 |
| 3 | 57 A. BRIGATTI / S. CONTI | LEMA RACING | Lamborghini Huracan ST EVO2 | 16 | 41:30.992 | +59.038 | 121.3 | 12 | 1:56.532 | 162.0 |
| GT3 | | | | | | | | | | |
| 1 | 91 M. MAGLIOCCOLA / B. STRIGNANO | SCUDERIA VESUVIO | Lamborghini Huracan GT3 | 16 | 41:26.269 | | 121.5 | 4 | 1:50.702 | 170.6 |
| 2 | 18 M. PITORRI / G. SIMONELLI | BEST LAP | Ferrari 488 GT3 | 13 | 32:56.916 | 3 Laps | 124.2 | 12 | 1:57.938 | 160.1 |
| 3 | 90 A. AMBROSIO / P. PASTORE | SCUDERIA VESUVIO | Lamborghini Huracan GT3 | | | | | | | |

DRIVER #507 +215 SEC TIME PENALTY DUE TO NO RESPECTING PIT TIME WINDOW CORRECTLY
 DRIVER #68 +0.627 SEC TIME PENALTY DUE TO NO RESPECTING PIT TIME WINDOW CORRECTLY
 DRIVER #9 + 25 SEC TIME PENALTY DUE TO STEWARDS DECISION NO. 11

Published at:

Track Status: **DRY**

| | | | | |
|-----------------------------|--------------|---------------|-----------------------------|--|
| Commissari Sportivi: | | | Il DS Cronometraggio | |
| ARBERI Maria Grazia | LEONI Simone | TRINCI Franco | INNOCENTI Chiara | |
| Lic. 26127 | Lic. 205664 | Lic. 52925 | Lic. 523246 | |



National GT Challenge/P9 Challenge Sprin

Mugello Racing Weekend

Gara 2 (40 Minutes)

Final Classification by Group

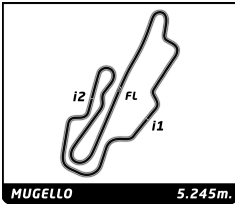
| No Drivers | Team | Car | Laps | Total Time | Gap | Kph | Best Lap | | | |
|------------|--------------------------------|------------------------|---------------------------|------------|------------------|-----------|----------|------|-----------------|-------|
| | | | | | | | Lap | Time | Kph | |
| 1 | | | | | | | | | | |
| 1 | 43 R. ROMAGNOLI / E. MARCHETTI | BEST LAP | Ferrari 488 Challenge EVO | 16 | 40:31.569 | | 124.2 | 6 | 1:56.148 | 162.6 |
| 2 | 151 L. FERRARI / L. MEGNA | FORMULA RACING | Ferrari 488 Challenge EVO | 16 | 40:32.019 | +0.450 | 124.2 | 5 | 1:53.865 | 165.8 |
| 3 | 25 B. PINAR / N. RISITANO | SEVEN HILLS MOTORSPORT | Ferrari 488 Challenge EVO | 16 | 41:27.731 | +56.162 | 121.4 | 5 | 1:54.176 | 165.4 |
| 4 | 24 M. MARULLA / G. GIRAUDI | RC MOTORSPORT | Ferrari 488 Challenge EVO | 16 | 41:28.619 | +57.050 | 121.4 | 5 | 1:56.734 | 161.8 |
| 5 | 27 M. GIRAUDI / G. GIRAUDI | GRT MOTORSPORT | Ferrari 488 Challenge EVO | 16 | 41:29.106 | +57.537 | 121.4 | 6 | 1:55.855 | 163.0 |
| 6 | 11 R. MASSARO / M. MENEGHIN | SCUDERIA EMME | Ferrari 488 Challenge EVO | 16 | 41:29.597 | +58.028 | 121.3 | 12 | 1:56.380 | 162.2 |
| 7 | 23 T. PETERSEN | FORMULA RACING | Ferrari 488 Challenge EVO | 16 | 41:30.554 | +58.985 | 121.3 | 4 | 1:56.563 | 162.0 |
| 8 | 5 S. MAESTRI / A. RODIO | BEST LAP | Ferrari 488 Challenge EVO | 16 | 41:31.480 | +59.911 | 121.3 | 5 | 1:57.194 | 161.1 |
| 9 | 15 D. GOLIA / G. DE CUNTIS | BEST LAP | Ferrari 488 Challenge EVO | 16 | 41:33.753 | +1'02.184 | 121.1 | 4 | 1:58.125 | 159.8 |
| 10 | 157 G. MARINARO / A. PALAZZO | BEST LAP | Ferrari 488 Challenge EVO | 7 | 16:46.936 | 9 Laps | 131.3 | 4 | 1:58.597 | 159.2 |
| 11 | 50 H. LEE | FORMULA RACING | Ferrari 488 Challenge EVO | | | | | | | |

DRIVER #507 +215 SEC TIME PENALTY DUE TO NO RESPECTING PIT TIME WINDOW CORRECTLY
 DRIVER #68 +0.627 SEC TIME PENALTY DUE TO NO RESPECTING PIT TIME WINDOW CORRECTLY
 DRIVER #9 + 25 SEC TIME PENALTY DUE TO STEWARDS DECISION NO. 11

Published at:

Track Status: **DRY**

| Commissari Sportivi: | | | II DS Cronometraggio |
|-----------------------------------|-----------------------------|-----------------------------|---------------------------------|
| ARBERI Maria Grazia Lic. 26127 | LEONI Simone Lic. 205664 | TRINCI Franco Lic. 52925 | INNOCENTI Chiara Lic. 523246 |



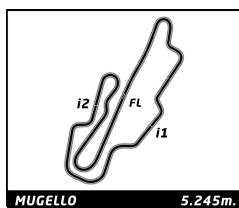
National GT Challenge/P9 Challenge Sprin

Mugello Racing Weekend

Gara 2

Lap Chart

| | | Lap | | | | | | | | | | | | | | | | |
|-----|-----|------|-----|-----|-----|-----|-----|-----|-----|-----|-----|-----|-----|-----|-----|-----|-----|-----|
| No | Pos | Grid | 1 | 2 | 3 | 4 | 5 | 6 | 7 | 8 | 9 | 10 | 11 | 12 | 13 | 14 | 15 | 16 |
| 68 | 1 | 68 | 604 | 604 | 604 | 604 | 604 | 91 | 604 | 604 | 604 | 68 | 68 | 68 | 68 | 68 | 68 | 68 |
| 91 | 2 | 91 | 68 | 68 | 68 | 91 | 91 | 604 | 91 | 91 | 91 | 43 | 43 | 43 | 43 | 43 | 43 | 43 |
| 604 | 3 | 604 | 6 | 6 | 91 | 68 | 68 | 68 | 68 | 6 | 607 | 42 | 42 | 42 | 42 | 42 | 42 | 42 |
| 6 | 4 | 6 | 91 | 91 | 6 | 6 | 6 | 6 | 6 | 6 | 607 | 151 | 28 | 28 | 28 | 28 | 604 | 151 |
| 90 | 5 | 90 | 151 | 151 | 151 | 151 | 151 | 151 | 151 | 151 | 151 | 25 | 151 | 151 | 151 | 151 | 151 | 604 |
| 151 | 6 | 151 | 25 | 25 | 25 | 25 | 25 | 25 | 607 | 25 | 411 | 25 | 25 | 25 | 25 | 28 | 28 | 28 |
| 157 | 7 | 157 | 411 | 411 | 411 | 607 | 607 | 607 | 25 | 411 | 27 | 27 | 27 | 27 | 27 | 91 | 91 | 91 |
| 25 | 8 | 25 | 607 | 607 | 607 | 411 | 411 | 411 | 411 | 43 | 24 | 24 | 6 | 6 | 6 | 6 | 6 | 6 |
| 27 | 9 | 27 | 23 | 43 | 43 | 43 | 43 | 43 | 43 | 27 | 23 | 604 | 24 | 24 | 24 | 25 | 25 | 25 |
| 411 | 10 | 411 | 27 | 27 | 27 | 27 | 27 | 27 | 27 | 42 | 68 | 91 | 604 | 604 | 604 | 24 | 24 | 24 |
| 28 | 11 | 28 | 43 | 23 | 23 | 23 | 23 | 24 | 24 | 24 | 43 | 6 | 91 | 91 | 91 | 27 | 27 | 27 |
| 607 | 12 | 607 | 24 | 24 | 24 | 24 | 24 | 42 | 42 | 28 | 42 | 23 | 23 | 23 | 23 | 11 | 11 | 11 |
| 43 | 13 | 43 | 42 | 42 | 42 | 42 | 42 | 28 | 28 | 23 | 28 | 411 | 411 | 411 | 411 | 23 | 23 | 23 |
| 23 | 14 | 23 | 28 | 28 | 28 | 28 | 28 | 11 | 11 | 204 | 6 | 607 | 607 | 607 | 607 | 57 | 57 | 57 |
| 24 | 15 | 24 | 5 | 5 | 5 | 5 | 5 | 5 | 5 | 68 | 11 | 11 | 11 | 11 | 11 | 5 | 5 | 5 |
| 50 | 16 | 50 | 57 | 57 | 11 | 11 | 11 | 57 | 23 | 11 | 57 | 57 | 57 | 57 | 57 | 411 | 411 | 411 |
| 11 | 17 | 11 | 11 | 11 | 57 | 57 | 57 | 12 | 157 | 5 | 5 | 5 | 5 | 5 | 5 | 607 | 607 | 607 |
| 42 | 18 | 42 | 15 | 15 | 15 | 15 | 15 | 18 | 204 | 57 | 18 | 18 | 18 | 18 | 18 | 12 | 12 | 12 |
| 5 | 19 | 5 | 7 | 7 | 12 | 12 | 7 | 23 | 57 | 18 | 12 | 12 | 12 | 12 | 12 | 15 | 15 | 15 |
| 15 | 20 | 15 | 12 | 12 | 7 | 7 | 12 | 15 | 18 | 12 | 204 | 15 | 15 | 15 | 15 | 204 | 204 | 204 |
| 7 | 21 | 7 | 18 | 18 | 18 | 18 | 18 | 157 | 12 | 15 | 15 | 204 | 204 | 204 | 204 | 9 | 9 | 9 |
| 57 | 22 | 57 | 204 | 204 | 157 | 157 | 157 | 204 | 9 | 507 | 507 | 507 | 507 | 507 | 9 | | | |
| 18 | 23 | 18 | 157 | 157 | 204 | 204 | 204 | 507 | 15 | 9 | 9 | 9 | 9 | | | | | |
| 204 | 24 | 204 | 507 | 507 | 507 | 507 | 507 | 202 | 507 | | | | | | | | | |
| 12 | 25 | 12 | 9 | 9 | 9 | 202 | 202 | 9 | 202 | | | | | | | | | |
| 202 | 26 | 202 | 202 | 202 | 202 | 9 | 9 | 7 | | | | | | | | | | |
| 9 | 27 | 9 | | | | | | | | | | | | | | | | |
| 507 | 28 | 507 | | | | | | | | | | | | | | | | |



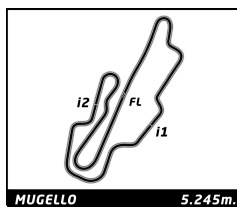
National GT Challenge/P9 Challenge Sprin Mugello Racing Weekend Gara 2

Final Classification by Driver Fastest Lap

| No | Team | Car | Class | Driver | Time Lap | Total | Gap | Kph |
|----|-----------------------------------|-----------------------------|----------|-------------------------|----------|-------|-----|--------------|
| 1 | 91 SCUDERIA VESUVIO | Lamborghini Huracan GT3 | GT3 | Benedetto STRIGNANO | 1:50.702 | 4 | 16 | 170.6 |
| 2 | 604 HR Spezialfedern GmbH & Co KG | BMW M4 GT3 | 6 | Jurgen ALZEN | 1:51.180 | 4 | 10 | 0.478 169.8 |
| 3 | 68 SF SQUADRA CORSE SRLS | Lamborghini Huracan ST EVO2 | GT CUP 1 | Federico DANOVA | 1:51.622 | 6 | 8 | 0.920 169.2 |
| 4 | 6 Rangoni Corse | Lamborghini Huracan ST | GT CUP 1 | Davide GAGGIANESI | 1:52.307 | 8 | 9 | 1.605 168.1 |
| 5 | 607 JB racing TEAM | CHEVROLET C7 GT3 Corvette | 6 | Jurgen BENDER | 1:53.246 | 5 | 16 | 2.544 166.7 |
| 6 | 68 SF SQUADRA CORSE SRLS | Lamborghini Huracan ST EVO2 | GT CUP 1 | Pietro ALESSI | 1:53.369 | 6 | 8 | 2.667 166.6 |
| 7 | 151 FORMULA RACING | Ferrari 488 Challenge EVO | GT CUP 2 | Leonardo MEGNA | 1:53.865 | 5 | 10 | 3.163 165.8 |
| 8 | 25 SEVEN HILLS MOTORSPORT | Ferrari 488 Challenge EVO | GT CUP 2 | Nicholas RISITANO | 1:54.176 | 5 | 10 | 3.474 165.4 |
| 9 | 604 HR Spezialfedern GmbH & Co KG | BMW M4 GT3 | 6 | Timo SCHEIBNER | 1:54.310 | 4 | 6 | 3.608 165.2 |
| 10 | 411 TEAM Sussenguth | PORSHÉ 991 GT3 CUP GEN II | 4b | Manuel SUSSENGUTH | 1:55.294 | 4 | 16 | 4.592 163.8 |
| 11 | 27 GRT MOTORSPORT | Ferrari 488 Challenge EVO | GT CUP 2 | Giovanni GIRAUDI | 1:55.855 | 6 | 10 | 5.153 163.0 |
| 12 | 43 BEST LAP | Ferrari 488 Challenge EVO | GT CUP 2 | Elio MARCHETTI | 1:56.148 | 6 | 9 | 5.446 162.6 |
| 13 | 11 SCUDERIA EMME | Ferrari 488 Challenge EVO | GT CUP 2 | Rodolfo MASSARO | 1:56.380 | 4 | 8 | 5.678 162.2 |
| 14 | 42 TEAM CARS RACING | Porsche 992 GT3 CUP | GT CUP 2 | Emanuele ROMANI | 1:56.486 | 5 | 9 | 5.784 162.1 |
| 15 | 57 LEMA RACING | Lamborghini Huracan ST EVO2 | GT CUP 1 | Alessandro BRIGATTI | 1:56.532 | 5 | 9 | 5.830 162.0 |
| 16 | 23 FORMULA RACING | Ferrari 488 Challenge EVO | GT CUP 2 | Thomas PETERSEN | 1:56.563 | 4 | 16 | 5.861 162.0 |
| 17 | 24 RC MOTORSPORT | Ferrari 488 Challenge EVO | GT CUP 2 | Gian Luca GIRAUDI | 1:56.734 | 5 | 10 | 6.032 161.8 |
| 18 | 11 SCUDERIA EMME | Ferrari 488 Challenge EVO | GT CUP 2 | Maia MENEGHIN | 1:56.774 | 7 | 8 | 6.072 161.7 |
| 19 | 28 TEAM CARS RACING | Porsche 911 GT3 CUP | GT CUP 2 | Edoardo CASAZZA | 1:56.913 | 7 | 9 | 6.211 161.5 |
| 20 | 43 BEST LAP | Ferrari 488 Challenge EVO | GT CUP 2 | Riccardo ROMAGNOLI | 1:57.097 | 5 | 7 | 6.395 161.3 |
| 21 | 5 BEST LAP | Ferrari 488 Challenge EVO | GT CUP 2 | Alberto RODIO | 1:57.194 | 5 | 8 | 6.492 161.1 |
| 22 | 42 TEAM CARS RACING | Porsche 992 GT3 CUP | GT CUP 2 | Marco SQUILLACI | 1:57.272 | 5 | 7 | 6.570 161.0 |
| 23 | 7 TRACK AND GO | Porsche 992 GT3 CUP | GT CUP 2 | Daniilo PAOLETTI | 1:57.793 | 4 | 6 | 7.091 160.3 |
| 24 | 12 TEAM CARS RACING | 992 GT3 CUP | GT CUP 2 | Fabrizio FEDE | 1:57.869 | 12 | 16 | 7.167 160.2 |
| 25 | 18 BEST LAP | Ferrari 488 GT3 | GT3 | Maurizio PITORRI | 1:57.938 | 5 | 6 | 7.236 160.1 |
| 26 | 15 BEST LAP | Ferrari 488 Challenge EVO | GT CUP 2 | Giovanni DE CUNTIS | 1:58.125 | 4 | 7 | 7.423 159.8 |
| 27 | 151 FORMULA RACING | Ferrari 488 Challenge EVO | GT CUP 2 | Luigi FERRARI | 1:58.182 | 4 | 6 | 7.480 159.8 |
| 28 | 57 LEMA RACING | Lamborghini Huracan ST EVO2 | GT CUP 1 | Simone CONTI | 1:58.191 | 5 | 7 | 7.489 159.8 |
| 29 | 157 BEST LAP | Ferrari 488 Challenge EVO | GT CUP 2 | Alessandro PALAZZO | 1:58.597 | 4 | 7 | 7.895 159.2 |
| 30 | 15 BEST LAP | Ferrari 488 Challenge EVO | GT CUP 2 | Domenico Vincenzo GOLIA | 1:59.054 | 5 | 9 | 8.352 158.6 |
| 31 | 18 BEST LAP | Ferrari 488 GT3 | GT3 | Gianluigi SIMONELLI | 1:59.181 | 4 | 7 | 8.479 158.4 |
| 32 | 28 TEAM CARS RACING | Porsche 911 GT3 CUP | GT CUP 2 | Filippo FRANGIONI | 1:59.267 | 5 | 7 | 8.565 158.3 |
| 33 | 6 Rangoni Corse | Lamborghini Huracan ST | GT CUP 1 | Gabriele TORELLI | 1:59.623 | 5 | 7 | 8.921 157.8 |
| 34 | 5 BEST LAP | Ferrari 488 Challenge EVO | GT CUP 2 | Stefano MAESTRI | 1:59.905 | 4 | 8 | 9.203 157.5 |
| 35 | 204 Spirit Race Team | AUDI R8 GT4 | 2b | Julian JANSEN | 2:02.120 | 5 | 16 | 11.418 154.6 |
| 36 | 24 RC MOTORSPORT | Ferrari 488 Challenge EVO | GT CUP 2 | Matteo MARULLA | 2:02.411 | 4 | 6 | 11.709 154.3 |
| 37 | 25 SEVEN HILLS MOTORSPORT | Ferrari 488 Challenge EVO | GT CUP 2 | Barkin PINAR | 2:04.385 | 4 | 6 | 13.683 151.8 |
| 38 | 27 GRT MOTORSPORT | Ferrari 488 Challenge EVO | GT CUP 2 | Michele GIRAUDI | 2:04.627 | 4 | 6 | 13.925 151.5 |
| 39 | 202 Spirit Race Team | BMW M4 GT4 F82 | 2b | Marc WIEZORREK | 2:04.637 | 5 | 7 | 13.935 151.5 |
| 40 | 507 Team Lienau | ASTON MARTIN V12 GT3 | 5 | Alexander LIENAU | 2:06.848 | 3 | 12 | 16.146 148.9 |
| 41 | 9 TEAM CARS RACING | Porsche Carrera GT3 | GT CUP 2 | Alessandro REVELLO | 2:17.553 | 3 | 15 | 26.851 137.3 |
| 42 | 7 TRACK AND GO | Porsche 992 GT3 CUP | GT CUP 2 | Alberto Jr. FULGORI | | | | |
| 43 | 50 FORMULA RACING | Ferrari 488 Challenge EVO | GT CUP 2 | Hsuan LEE | | | | |
| 44 | 90 SCUDERIA VESUVIO | Lamborghini Huracan GT3 | GT3 | Pasquale PASTORE | | | | |
| 45 | 90 SCUDERIA VESUVIO | Lamborghini Huracan GT3 | GT3 | Angelo AMBROSIO | | | | |
| 46 | 91 SCUDERIA VESUVIO | Lamborghini Huracan GT3 | GT3 | Mariano MAGLIOCCOLA | | | | |
| 47 | 157 BEST LAP | Ferrari 488 Challenge EVO | GT CUP 2 | Giuseppe MARINARO | | | | |

Published at:

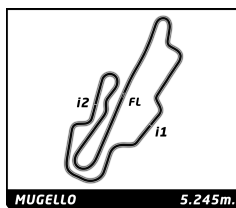
| | | | | |
|-----------------------------|--------------|---------------|-----------------------------|--|
| Commissari Sportivi: | | | Il DS Cronometraggio | |
| ARBERI Maria Grazia | LEONI Simone | TRINCI Franco | INNOCENTI Chiara | |
| Lic. 26127 | Lic. 205664 | Lic. 52925 | Lic. 523246 | |



National GT Challenge/P9 Challenge Sprin Mugello Racing Weekend Gara 2

Best Sector Times

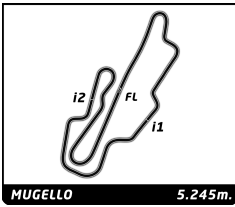
| Sector 1 | | Sector 2 | | Sector 3 | | No Team | Class | Ideal Lap | Best Lap | | |
|----------|------------------|----------|------------------|----------|------------------|---------|-------|-----------------------------------|----------|----------|---------------|
| No | Driver | Time | No | Driver | Time | No | | | | | |
| 1 | 91 B.STRIGNANO | 37.288 | 91 B.STRIGNANO | 33.983 | 604 J.ALZEN | 38.371 | 1 | 91 SCUDERIA VESUVIO | GT3 | 1:49.929 | 1:50.702 (1) |
| 2 | 604 J.ALZEN | 37.295 | 604 J.ALZEN | 34.686 | 68 F.DANOVA | 38.546 | 2 | 604 HR Spezialfedern GmbH & Co KG | 6 | 1:50.352 | 1:51.180 (2) |
| 3 | 68 F.DANOVA | 37.581 | 68 F.DANOVA | 34.706 | 91 B.STRIGNANO | 38.658 | 3 | 68 SF SQUADRA CORSE SRLS | GT CUP 1 | 1:50.833 | 1:51.622 (3) |
| 4 | 6 D.GAGGIANESI | 37.946 | 6 D.GAGGIANESI | 35.066 | 6 D.GAGGIANESI | 38.980 | 4 | 6 Rangoni Corse | GT CUP 1 | 1:51.992 | 1:52.307 (4) |
| 5 | 607 J.BENDER | 38.309 | 57 A.BRIGATTI | 35.152 | 607 J.BENDER | 39.353 | 5 | 607 JB racing TEAM | 6 | 1:52.979 | 1:53.246 (5) |
| 6 | 151 L.MEGNA | 38.826 | 151 L.MEGNA | 35.209 | 57 A.BRIGATTI | 39.497 | 6 | 57 LEMA RACING | GT CUP 1 | 1:53.668 | 1:56.532 (13) |
| 7 | 25 N.RISITANO | 38.868 | 607 J.BENDER | 35.317 | 11 R.MASSARO | 39.587 | 7 | 151 FORMULA RACING | GT CUP 2 | 1:53.764 | 1:53.865 (6) |
| 8 | 57 A.BRIGATTI | 39.019 | 90 P.PASTORE | 35.392 | 25 N.RISITANO | 39.689 | 8 | 25 SEVEN HILLS MOTORSPORT | GT CUP 2 | 1:54.133 | 1:54.176 (7) |
| 9 | 411 M.SUSSENGUTH | 39.044 | 25 N.RISITANO | 35.576 | 151 L.MEGNA | 39.729 | 9 | 411 TEAM Sussenguth | 4b | 1:54.817 | 1:55.294 (8) |
| 10 | 11 R.MASSARO | 39.152 | 411 M.SUSSENGUTH | 35.823 | 411 M.SUSSENGUTH | 39.950 | 10 | 11 SCUDERIA EMME | GT CUP 2 | 1:54.875 | 1:56.380 (11) |
| 11 | 24 G.GIRAUDI | 39.197 | 27 G.GIRAUDI | 36.118 | 43 R.ROMAGNOLI | 40.220 | 11 | 42 TEAM CARS RACING | GT CUP 2 | 1:55.838 | 1:56.486 (12) |
| 12 | 42 E.ROMANI | 39.243 | 11 R.MASSARO | 36.136 | 42 M.SQUILLACI | 40.430 | 12 | 43 BEST LAP | GT CUP 2 | 1:55.850 | 1:56.148 (10) |
| 13 | 27 G.GIRAUDI | 39.250 | 42 E.ROMANI | 36.165 | 27 G.GIRAUDI | 40.487 | 13 | 27 GRT MOTORSPORT | GT CUP 2 | 1:55.855 | 1:55.855 (9) |
| 14 | 23 T.PETERSEN | 39.367 | 43 E.MARCHETTI | 36.200 | 12 F.FEDE | 40.528 | 14 | 24 RC MOTORSPORT | GT CUP 2 | 1:56.068 | 1:56.734 (15) |
| 15 | 5 A.RODIO | 39.413 | 23 T.PETERSEN | 36.274 | 28 E.CASAZZA | 40.531 | 15 | 23 FORMULA RACING | GT CUP 2 | 1:56.258 | 1:56.563 (14) |
| 16 | 43 E.MARCHETTI | 39.430 | 24 G.GIRAUDI | 36.303 | 24 G.GIRAUDI | 40.568 | 16 | 28 TEAM CARS RACING | GT CUP 2 | 1:56.635 | 1:56.913 (16) |
| 17 | 18 M.PITORRI | 39.612 | 28 E.CASAZZA | 36.358 | 23 T.PETERSEN | 40.617 | 17 | 5 BEST LAP | GT CUP 2 | 1:57.041 | 1:57.194 (17) |
| 18 | 28 E.CASAZZA | 39.746 | 18 M.PITORRI | 36.502 | 7 D.PAOLETTI | 40.679 | 18 | 18 BEST LAP | GT3 | 1:57.111 | 1:57.938 (20) |
| 19 | 7 D.PAOLETTI | 39.923 | 7 D.PAOLETTI | 36.696 | 15 G.DE CUNTIS | 40.732 | 19 | 7 TRACK AND GO | GT CUP 2 | 1:57.298 | 1:57.793 (18) |
| 20 | 12 F.FEDE | 40.035 | 5 A.RODIO | 36.852 | 5 A.RODIO | 40.776 | 20 | 12 TEAM CARS RACING | GT CUP 2 | 1:57.424 | 1:57.869 (19) |
| 21 | 15 G.DE CUNTIS | 40.039 | 12 F.FEDE | 36.861 | 157 A.PALAZZO | 40.993 | 21 | 15 BEST LAP | GT CUP 2 | 1:57.842 | 1:58.125 (21) |
| 22 | 157 A.PALAZZO | 40.086 | 15 G.DE CUNTIS | 37.071 | 18 G.SIMONELLI | 40.997 | 22 | 157 BEST LAP | GT CUP 2 | 1:58.302 | 1:58.597 (22) |
| 23 | 204 J.JANSEN | 40.934 | 157 A.PALAZZO | 37.223 | 204 J.JANSEN | 42.465 | 23 | 204 Spirit Race Team | 2b | 2:01.413 | 2:02.120 (23) |
| 24 | 202 M.WIEZORREK | 42.101 | 204 J.JANSEN | 38.014 | 202 M.WIEZORREK | 43.211 | 24 | 202 Spirit Race Team | 2b | 2:03.603 | 2:04.637 (24) |
| 25 | 507 A.LIENAU | 42.344 | 202 M.WIEZORREK | 38.291 | 507 A.LIENAU | 44.147 | 25 | 507 Team Lienau | 5 | 2:06.305 | 2:06.848 (25) |
| 26 | 9 A.REVELLO | 45.943 | 507 A.LIENAU | 39.814 | 9 A.REVELLO | 46.888 | 26 | 9 TEAM CARS RACING | GT CUP 2 | 2:16.500 | 2:17.553 (26) |



National GT Challenge/P9 Challenge Sprin Mugello Racing Weekend Gara 2

Best Top Speed

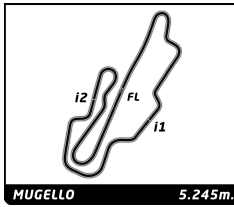
| Team | Car | Class | Top Speed | Top 1 Kph Lap | Top 2 Kph Lap | Top 3 Kph Lap | Top 4 Kph Lap | Top 5 Kph Lap | Avg | | | | | |
|----------------------------------|-----------------------------|----------|--------------------|------------------|------------------|------------------|------------------|------------------|-----|-------|----|-------|----|-------|
| 604 HR Spezialfedem GmbH & Co KG | BMW M4 GT3 | 6 | J. ALZEN | 287.6 | 7 | 287.6 | 9 | 286.1 | 8 | 285.4 | 6 | 284.6 | 5 | 286,3 |
| 68 SF SQUADRA CORSE SRLS | Lamborghini Huracan ST EVO2 | GT CUP 1 | F. DANOVA | 280.9 | 8 | 280.2 | 7 | 278.8 | 6 | 278.8 | 5 | 278.1 | 11 | 279,4 |
| 6 Rangoni Corse | Lamborghini Huracan ST | GT CUP 1 | D. GAGGIANESI | 279.5 | 8 | 278.8 | 7 | 277.3 | 6 | 275.9 | 4 | 269.1 | 14 | 276,1 |
| 607 JB racing TEAM | CHEVROLET C7 GT3 Corvette | 6 | J. BENDER | 278.8 | 5 | 278.8 | 7 | 276.6 | 3 | 275.9 | 9 | 274.5 | 8 | 276,9 |
| 11 SCUDERIA EMME | Ferrari 488 Challenge EVO | GT CUP 2 | M. MENEGHIN | 271.8 | 6 | 271.1 | 8 | 270.4 | 14 | 270.4 | 5 | 269.8 | 4 | 270,7 |
| 15 BEST LAP | Ferrari 488 Challenge EVO | GT CUP 2 | D. GOLIA | 271.8 | 14 | 269.8 | 13 | 269.8 | 6 | 267.8 | 12 | 267.8 | 5 | 269,4 |
| 27 GRT MOTORSPORT | Ferrari 488 Challenge EVO | GT CUP 2 | G. GIRAUDI | 269.8 | 9 | 269.1 | 8 | 268.4 | 14 | 268.4 | 7 | 268.4 | 6 | 268,8 |
| 411 TEAM Sussenguth | PORSHE 991 GT3 CUP GEN II | 4b | M. SUSSENGUTH | 269.1 | 8 | 268.4 | 9 | 268.4 | 7 | 268.4 | 6 | 267.1 | 5 | 268,3 |
| 43 BEST LAP | Ferrari 488 Challenge EVO | GT CUP 2 | E. MARCHETTI | 269.1 | 8 | 268.4 | 9 | 268.4 | 7 | 267.8 | 5 | 267.1 | 15 | 268,2 |
| 5 BEST LAP | Ferrari 488 Challenge EVO | GT CUP 2 | A. RODIO | 268.4 | 8 | 268.4 | 14 | 267.1 | 7 | 267.1 | 6 | 265.8 | 5 | 267,4 |
| 157 BEST LAP | Ferrari 488 Challenge EVO | GT CUP 2 | A. PALAZZO | 268.4 | 6 | 267.8 | 5 | 266.5 | 7 | 263.9 | 4 | 263.2 | 3 | 266,0 |
| 151 FORMULA RACING | Ferrari 488 Challenge EVO | GT CUP 2 | L. MEGNA | 267.8 | 8 | 267.8 | 9 | 267.1 | 7 | 266.5 | 6 | 266.5 | 5 | 267,1 |
| 23 FORMULA RACING | Ferrari 488 Challenge EVO | GT CUP 2 | T. PETERSEN | 266.5 | 6 | 265.8 | 9 | 265.8 | 8 | 265.8 | 5 | 265.8 | 4 | 265,9 |
| 12 TEAM CARS RACING | 992 GT3 CUP | GT CUP 2 | F. FEDE | 265.8 | 6 | 263.2 | 14 | 262.6 | 13 | 262.6 | 7 | 262.6 | 5 | 263,4 |
| 91 SCUDERIA VESUVIO | Lamborghini Huracan GT3 | GT3 | B. STRIGNANO | 265.8 | 8 | 264.5 | 9 | 263.9 | 14 | 263.2 | 7 | 263.2 | 5 | 264,1 |
| 7 TRACK AND GO | Porsche 992 GT3 CUP | GT CUP 2 | D. PAOLETTI | 265.2 | 5 | 263.9 | 6 | 262.6 | 4 | 259.5 | 3 | 234.3 | 1 | 257,1 |
| 25 SEVEN HILLS MOTORSPORT | Ferrari 488 Challenge EVO | GT CUP 2 | B. PINAR | 265.2 | 14 | 264.5 | 8 | 263.9 | 12 | 263.9 | 9 | 263.9 | 7 | 264,3 |
| 57 LEMA RACING | Lamborghini Huracan ST EVO2 | GT CUP 1 | A. BRIGATTI | 264.5 | 12 | 263.2 | 14 | 261.3 | 6 | 260.1 | 7 | 259.5 | 4 | 261,7 |
| 24 RC MOTORSPORT | Ferrari 488 Challenge EVO | GT CUP 2 | G. GIRAUDI | 264.5 | 6 | 263.9 | 5 | 262.6 | 8 | 262.0 | 14 | 261.3 | 7 | 262,9 |
| 28 TEAM CARS RACING | Porsche 911 GT3 CUP | GT CUP 2 | E. CASAZZA | 263.2 | 8 | 262.6 | 5 | 262.6 | 4 | 261.3 | 14 | 261.3 | 7 | 262,2 |
| 42 TEAM CARS RACING | Porsche 992 GT3 CUP | GT CUP 2 | E. ROMANI | 263.2 | 6 | 262.6 | 8 | 262.0 | 15 | 262.0 | 7 | 261.3 | 9 | 262,2 |
| 507 Team Lienau | ASTON MARTIN V12 GT3 | 5 | A. LIENAU | 262.0 | 7 | 262.0 | 6 | 260.1 | 4 | 258.9 | 5 | 255.2 | 3 | 259,6 |
| 9 TEAM CARS RACING | Porsche Carrera GT3 | GT CUP 2 | A. REVELLO | 262.0 | 6 | 261.3 | 5 | 260.7 | 8 | 259.5 | 4 | 258.9 | 3 | 260,5 |
| 18 BEST LAP | Ferrari 488 GT3 | GT3 | G. SIMONELLI | 261.3 | 6 | 260.7 | 7 | 260.1 | 13 | 260.1 | 12 | 260.1 | 5 | 260,5 |
| 204 Spirit Race Team | AUDI R8 GT4 | 2b | J. JANSEN | 253.4 | 14 | 251.7 | 8 | 251.1 | 7 | 249.9 | 6 | 249.4 | 13 | 251,1 |
| 202 Spirit Race Team | BMW M4 GT4 F82 | 2b | M. WIEZORREK | 238.4 | 6 | 237.9 | 7 | 235.8 | 4 | 235.8 | 5 | 232.8 | 3 | 236,1 |
| 50 FORMULA RACING | Ferrari 488 Challenge EVO | GT CUP 2 | | | | | | | | | | | | |
| 90 SCUDERIA VESUVIO | Lamborghini Huracan GT3 | GT3 | | | | | | | | | | | | |



National GT Challenge/P9 Challenge Sprint Mugello Racing Weekend Gara 2

Leader Sequence by Class

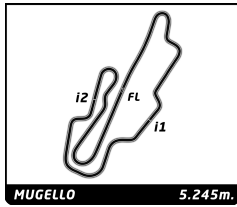
| No | Team | Car | Start Lap | End Lap | Laps | Total Laps |
|-----------------|-------------------------------|-----------------------------|-----------|---------|------|------------|
| 2b | | | | | | |
| 204 | Spirit Race Team | AUDI R8 GT4 | 1 | 16 | 16 | 16 |
| 4b | | | | | | |
| 411 | TEAM Sussenguth | PORSHE 991 GT3 CUP GEN II | 1 | 16 | 16 | 16 |
| 5 | | | | | | |
| 507 | Team Lienau | ASTON MARTIN V12 GT3 | 1 | 12 | 12 | 12 |
| 6 | | | | | | |
| 604 | HR Spezialfedern GmbH & Co KG | BMW M4 GT3 | 1 | 16 | 16 | 16 |
| GT CUP 1 | | | | | | |
| 68 | SF SQUADRA CORSE SRLS | Lamborghini Huracan ST EVO2 | 1 | 7 | 7 | 7 |
| 6 | Rangoni Corse | Lamborghini Huracan ST | 8 | 8 | 1 | 1 |
| 68 | SF SQUADRA CORSE SRLS | Lamborghini Huracan ST EVO2 | 9 | 16 | 8 | 15 |
| GT CUP 2 | | | | | | |
| 151 | FORMULA RACING | Ferrari 488 Challenge EVO | 1 | 9 | 9 | 9 |
| 43 | BEST LAP | Ferrari 488 Challenge EVO | 10 | 16 | 7 | 7 |
| GT3 | | | | | | |
| 91 | SCUDERIA VESUVIO | Lamborghini Huracan GT3 | 1 | 16 | 16 | 16 |



National GT Challenge/P9 Challenge Sprint Mugello Racing Weekend Gara 2

Fastest Lap Sequence

| Elapsed | No Team | Car | Class | Driver | Time | Kph | Lap |
|-----------|---|-----------------------------|----------|----------------------------|-----------------|-------|-----|
| 6:24.371 | 604 HR Spezialfedem GmbH & Co KG | BMW M4 GT3 | 6 | Jurgen ALZEN | 4:25.910 | 71.0 | 2 |
| 6:24.819 | 68 SF SQUADRA CORSE SRLS | Lamborghini Huracan ST EVO2 | GT CUP 1 | Federico DANOVA | 4:25.616 | 71.1 | 2 |
| 6:25.210 | 6 Rangoni Corse | Lamborghini Huracan ST | GT CUP 1 | Davide GAGGIANESI | 4:25.373 | 71.2 | 2 |
| 6:25.745 | 91 SCUDERIA VESUVIO | Lamborghini Huracan GT3 | GT3 | Benedetto STRIGNANO | 4:25.176 | 71.2 | 2 |
| 6:25.873 | 151 FORMULA RACING | Ferrari 488 Challenge EVO | GT CUP 2 | Leonardo MEGNA | 4:23.738 | 71.6 | 2 |
| 6:26.899 | 25 SEVEN HILLS MOTORSPORT | Ferrari 488 Challenge EVO | GT CUP 2 | Nicholas RISITANO | 4:19.993 | 72.6 | 2 |
| 6:27.286 | 411 TEAM Sussenguth | PORSCHE 991 GT3 CUP GEN II | 4b | Manuel SUSSENGUTH | 4:18.910 | 72.9 | 2 |
| 6:28.047 | 607 JB racing TEAM | CHEVROLET C7 GT3 Corvette | 6 | Jurgen BENDER | 4:14.779 | 74.1 | 2 |
| 6:29.052 | 43 BEST LAP | Ferrari 488 Challenge EVO | GT CUP 2 | Elio MARCHETTI | 4:14.148 | 74.3 | 2 |
| 6:46.075 | 9 TEAM CARS RACING | Porsche Carrera GT3 | GT CUP 2 | Alessandro REVELLO | 4:12.774 | 74.7 | 2 |
| 6:47.280 | 202 Spirit Race Team | BMW M4 GT4 F82 | 2b | Marc WIEZORREK | 3:46.240 | 83.5 | 2 |
| 8:15.670 | 604 HR Spezialfedem GmbH & Co KG | BMW M4 GT3 | 6 | Jurgen ALZEN | 1:51.299 | 169.7 | 3 |
| 10:06.850 | 604 HR Spezialfedem GmbH & Co KG | BMW M4 GT3 | 6 | Jurgen ALZEN | 1:51.180 | 169.8 | 4 |
| 10:08.403 | 91 SCUDERIA VESUVIO | Lamborghini Huracan GT3 | GT3 | Benedetto STRIGNANO | 1:50.702 | 170.6 | 4 |



National GT Challenge/P9 Challenge Sprin

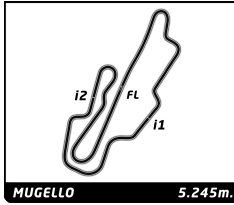
Mugello Racing Weekend

Gara 2

Analysis by lap

Lapped

| No | Lap Time | Gap | No | Lap Time | Gap | No | Lap Time | Gap | No | Lap Time | Gap | No | Lap Time | Gap | | | |
|---------------|----------|----------|---------------|----------|----------|---------------|----------|----------|---------------|----------|----------|---------------|----------|----------|-----|----------|----------|
| Lap 1 | | | Lap 3 | | | Lap 5 | | | Lap 7 | | | Lap 9 | | | | | |
| 604 | 1:58.461 | 0.000 | 604 | 1:51.299 | | 604 | 1:51.745 | | 91 | 1:53.257 | 1.115 | 12 | 2:19.528 | 1 Lap | 604 | 2:08.687 | |
| 68 | 1:59.203 | 0.742 | 68 | 1:52.124 | 1.273 | 91 | 1:50.895 | 0.703 | 68 | 1:52.587 | 2.573 | 23 | 2:08.537 | 59.968 | 91 | 2:09.581 | 1.084 |
| 6 | 1:59.837 | 1.376 | 91 | 1:51.956 | 2.031 | 68 | 1:52.062 | 2.144 | 6 | 1:54.252 | 10.496 | 68 | 2:12.611 | 1:39.992 | 607 | 1:56.484 | 7.860 |
| 91 | 2:00.569 | 2.108 | 6 | 1:53.556 | 3.096 | 6 | 1:52.516 | 7.323 | 9 | 2:17.740 | 1 Lap | 151 | 2:22.927 | 1 Lap | 607 | 1:56.484 | 7.860 |
| 151 | 2:02.135 | 3.674 | 151 | 1:54.847 | 5.050 | 151 | 1:53.865 | 10.463 | 151 | 1:55.238 | 16.632 | 43 | 3:50.618 | 2:19.480 | 151 | 1:58.465 | 10.771 |
| 25 | 2:06.906 | 8.445 | 25 | 1:55.083 | 6.312 | 25 | 1:54.176 | 12.186 | 25 | 1:55.920 | 19.484 | 42 | 3:54.504 | 2:28.366 | 11 | 1:57.410 | 42.644 |
| 411 | 2:08.376 | 9.915 | 411 | 1:55.420 | 7.036 | 607 | 1:53.246 | 12.597 | 411 | 1:56.516 | 24.462 | 28 | 3:53.404 | 2:30.703 | 23 | 1:58.835 | 54.023 |
| 607 | 2:13.268 | 14.807 | 607 | 1:54.941 | 7.318 | 411 | 1:55.844 | 15.249 | 43 | 1:57.106 | 31.910 | 9 | 4:09.707 | 1 Lap | 157 | 2:01.763 | 1:04.561 |
| 23 | 2:14.176 | 15.715 | 43 | 1:57.930 | 11.312 | 43 | 1:56.833 | 22.436 | 27 | 1:56.767 | 32.422 | 6 | 4:57.153 | 2:59.268 | 204 | 2:02.320 | 1:11.143 |
| 27 | 2:14.611 | 16.150 | 27 | 1:57.445 | 11.584 | 27 | 1:57.467 | 23.580 | 24 | 1:57.216 | 36.909 | 11 | 3:08.748 | 3:24.218 | 7 | 4:39.834 | 1 Lap |
| 43 | 2:14.904 | 16.443 | 23 | 1:57.932 | 13.856 | 23 | 1:57.345 | 24.839 | 42 | 1:57.210 | 37.372 | 57 | 2:40.483 | 3:25.141 | 204 | 2:02.320 | 1:11.143 |
| 24 | 2:15.692 | 17.231 | 24 | 1:58.274 | 14.540 | 24 | 1:56.734 | 25.215 | 28 | 1:56.913 | 40.764 | 5 | 2:45.134 | 3:27.590 | 204 | 2:02.320 | 1:11.143 |
| 42 | 2:16.013 | 17.552 | 42 | 1:57.807 | 15.138 | 42 | 1:56.486 | 25.671 | 11 | 1:56.774 | 41.416 | 18 | 2:38.724 | 3:28.490 | 204 | 2:02.320 | 1:11.143 |
| 28 | 2:16.806 | 18.345 | 28 | 1:57.909 | 15.630 | 28 | 1:57.309 | 28.415 | 5 | 1:57.410 | 42.644 | 12 | 2:37.738 | 3:29.114 | 204 | 2:02.320 | 1:11.143 |
| 5 | 2:17.260 | 18.799 | 5 | 1:58.434 | 16.779 | 5 | 1:57.194 | 29.458 | 23 | 1:58.835 | 54.023 | 15 | 2:07.144 | 3:30.369 | 204 | 2:02.320 | 1:11.143 |
| 57 | 2:18.928 | 20.467 | 11 | 1:58.546 | 17.583 | 11 | 1:56.997 | 29.719 | 157 | 2:01.763 | 1:04.561 | 204 | 2:02.320 | 1:11.143 | 204 | 2:02.320 | 1:11.143 |
| 11 | 2:19.671 | 21.210 | 57 | 2:00.006 | 18.836 | 57 | 1:58.191 | 32.321 | 204 | 2:02.320 | 1:11.143 | 204 | 2:02.320 | 1:11.143 | 204 | 2:02.320 | 1:11.143 |
| 15 | 2:20.140 | 21.679 | 15 | 1:59.393 | 19.004 | 15 | 1:58.844 | 33.048 | 7 | 4:39.834 | 1 Lap | 7 | 4:39.834 | 1 Lap | 7 | 4:39.834 | 1 Lap |
| 7 | 2:20.843 | 22.382 | 12 | 1:58.942 | 19.725 | 7 | 1:58.227 | 33.388 | 7 | 4:39.834 | 1 Lap | 7 | 4:39.834 | 1 Lap | 7 | 4:39.834 | 1 Lap |
| 12 | 2:21.425 | 22.964 | 7 | 1:59.836 | 20.293 | 12 | 1:58.680 | 33.499 | 7 | 4:39.834 | 1 Lap | 7 | 4:39.834 | 1 Lap | 7 | 4:39.834 | 1 Lap |
| 18 | 2:21.867 | 23.406 | 18 | 1:59.350 | 20.668 | 18 | 2:00.001 | 36.925 | 7 | 4:39.834 | 1 Lap | 7 | 4:39.834 | 1 Lap | 7 | 4:39.834 | 1 Lap |
| 204 | 2:22.976 | 24.515 | 157 | 2:01.374 | 25.496 | 157 | 1:59.079 | 40.247 | 7 | 4:39.834 | 1 Lap | 7 | 4:39.834 | 1 Lap | 7 | 4:39.834 | 1 Lap |
| 157 | 2:23.470 | 25.009 | 204 | 2:03.294 | 27.254 | 204 | 2:02.120 | 49.052 | 7 | 4:39.834 | 1 Lap | 7 | 4:39.834 | 1 Lap | 7 | 4:39.834 | 1 Lap |
| 507 | 2:27.465 | 29.004 | 507 | 2:06.848 | 33.445 | 507 | 2:08.786 | 1:08.423 | 7 | 4:39.834 | 1 Lap | 7 | 4:39.834 | 1 Lap | 7 | 4:39.834 | 1 Lap |
| 9 | 2:33.301 | 34.840 | 9 | 2:17.553 | 47.958 | 202 | 2:04.637 | 1:17.853 | 7 | 4:39.834 | 1 Lap | 7 | 4:39.834 | 1 Lap | 7 | 4:39.834 | 1 Lap |
| 202 | 3:01.040 | 1:02.579 | 202 | 2:17.394 | 49.004 | 9 | 2:19.661 | 1:42.669 | 7 | 4:39.834 | 1 Lap | 7 | 4:39.834 | 1 Lap | 7 | 4:39.834 | 1 Lap |
| Lap 2 | | | Lap 4 | | | Lap 6 | | | Lap 8 | | | Lap 10 | | | | | |
| 604 | 4:25.910 | | 604 | 1:51.180 | | 91 | 1:50.935 | | 604 | 1:52.001 | | 68 | 1:54.677 | | | | |
| 68 | 4:25.616 | 0.448 | 91 | 1:50.702 | 1.553 | 604 | 1:52.032 | 0.394 | 91 | 1:51.076 | 0.190 | 507 | 2:14.710 | 1 Lap | | | |
| 6 | 4:25.373 | 0.839 | 68 | 1:51.734 | 1.827 | 68 | 1:51.622 | 2.128 | 6 | 1:52.307 | 10.802 | 43 | 2:15.888 | 1:00.699 | | | |
| 91 | 4:25.176 | 1.374 | 6 | 1:54.636 | 6.552 | 6 | 1:52.701 | 8.386 | 42 | 2:07.892 | 1:01.589 | 28 | 2:07.748 | 1:03.782 | | | |
| 151 | 4:23.738 | 1.502 | 151 | 1:54.473 | 8.343 | 151 | 1:54.711 | 13.536 | 28 | 2:07.748 | 1:03.782 | 151 | 4:48.365 | 1:24.467 | | | |
| 25 | 4:19.993 | 2.528 | 25 | 1:54.623 | 9.755 | 25 | 1:55.158 | 15.706 | 151 | 1:56.362 | 20.993 | 25 | 4:42.597 | 1:28.613 | | | |
| 411 | 4:18.910 | 2.915 | 607 | 1:54.958 | 11.096 | 607 | 1:54.886 | 15.845 | 25 | 1:56.966 | 24.449 | 27 | 4:20.177 | 1:29.946 | | | |
| 607 | 4:14.779 | 3.676 | 411 | 1:55.294 | 11.150 | 411 | 1:56.477 | 20.088 | 411 | 1:57.257 | 29.718 | 24 | 4:22.871 | 1:34.548 | | | |
| 43 | 4:14.148 | 4.681 | 43 | 1:57.216 | 17.348 | 43 | 1:56.148 | 26.946 | 57 | 3:37.491 | 1 Lap | 604 | 5:11.321 | 1:36.652 | | | |
| 27 | 4:15.198 | 5.438 | 27 | 1:57.454 | 17.858 | 27 | 1:55.855 | 27.797 | 43 | 1:57.640 | 37.549 | 91 | 5:13.145 | 1:39.560 | | | |
| 23 | 4:17.418 | 7.223 | 23 | 1:56.563 | 19.239 | 24 | 1:58.258 | 31.835 | 27 | 1:57.393 | 37.814 | 9 | 2:28.881 | 1 Lap | | | |
| 24 | 4:16.244 | 7.565 | 24 | 1:56.866 | 20.226 | 42 | 1:58.271 | 32.304 | 18 | 3:38.375 | 1 Lap | 6 | 2:16.946 | 1:41.545 | | | |
| 42 | 4:16.988 | 8.630 | 42 | 1:56.972 | 20.930 | 28 | 1:59.216 | 35.993 | 12 | 3:42.594 | 1 Lap | 23 | 4:16.325 | 1:41.624 | | | |
| 28 | 4:16.585 | 9.020 | 28 | 1:58.401 | 22.851 | 11 | 1:58.703 | 36.784 | 42 | 1:57.178 | 42.549 | 411 | 4:59.282 | 1:46.089 | | | |
| 5 | 4:16.755 | 9.644 | 5 | 1:58.410 | 24.009 | 5 | 1:59.556 | 37.376 | 24 | 1:57.969 | 42.877 | 607 | 5:37.265 | 2:10.456 | | | |
| 57 | 4:15.572 | 10.129 | 11 | 1:58.064 | 24.467 | 57 | 1:59.306 | 39.989 | 9 | 2:21.079 | 1 Lap | 11 | 2:59.594 | 2:49.143 | | | |
| 11 | 4:15.036 | 10.336 | 57 | 1:58.219 | 25.875 | 12 | 2:00.223 | 42.084 | 28 | 1:57.223 | 45.986 | 57 | 2:59.268 | 2:49.740 | | | |
| 15 | 4:15.141 | 10.910 | 15 | 1:58.125 | 25.949 | 18 | 1:59.790 | 45.077 | 23 | 1:58.096 | 1:00.118 | 5 | 2:57.617 | 2:50.538 | | | |
| 7 | 4:15.284 | 11.756 | 12 | 1:58.019 | 26.564 | 23 | 2:14.129 | 47.330 | 15 | 4:01.945 | 1 Lap | 18 | 2:58.139 | 2:51.960 | | | |
| 12 | 4:15.028 | 12.082 | 7 | 1:57.793 | 26.906 | 15 | 2:10.888 | 52.298 | 204 | 2:03.982 | 1:23.124 | 12 | 2:58.130 | 2:52.575 | | | |
| 18 | 4:15.121 | 12.617 | 18 | 1:59.181 | 28.669 | 157 | 2:06.331 | 54.940 | 68 | 3:25.496 | 1:36.068 | 15 | 2:57.515 | 2:53.215 | | | |
| 204 | 4:16.654 | 15.259 | 157 | 1:58.597 | 32.913 | 204 | 2:03.551 | 1:00.965 | 507 | 3:52.947 | 1 Lap | 204 | 2:59.639 | 2:54.160 | | | |
| 157 | 4:16.322 | 15.421 | 204 | 2:02.603 | 38.677 | 507 | 2:13.002 | 1:29.787 | 202 | 4:09.011 | 1 Lap | 204 | 2:59.639 | 2:54.160 | | | |
| 507 | 4:14.802 | 17.896 | 507 | 2:09.117 | 51.382 | 202 | 2:04.863 | 1:31.078 | 202 | 4:09.011 | 1 Lap | 204 | 2:59.639 | 2:54.160 | | | |
| 9 | 4:12.774 | 21.704 | 202 | 2:07.137 | 1:04.961 | 9 | 2:17.975 | 1:14.753 | 202 | 4:09.011 | 1 Lap | 204 | 2:59.639 | 2:54.160 | | | |
| 202 | 3:46.240 | 22.909 | 9 | 2:17.975 | 1:14.753 | 9 | 2:17.975 | 1:14.753 | 202 | 4:09.011 | 1 Lap | 204 | 2:59.639 | 2:54.160 | | | |
| Lap 11 | | | Lap 12 | | | Lap 13 | | | Lap 14 | | | Lap 15 | | | | | |
| 68 | 2:55.232 | | 68 | 2:55.232 | | 68 | 2:55.232 | | 68 | 2:55.232 | | 68 | 2:55.232 | | | | |
| 507 | 2:24.387 | 1 Lap | 507 | 2:24.387 | 1 Lap | 507 | 2:24.387 | 1 Lap | 507 | 2:24.387 | 1 Lap | 507 | 2:24.387 | 1 Lap | | | |
| 43 | 2:01.109 | 6.576 | 43 | 2:01.109 | 6.576 | 43 | 2:01.109 | 6.576 | 43 | 2:01.109 | 6.576 | 43 | 2:01.109 | 6.576 | | | |
| 42 | 2:01.132 | 7.489 | 42 | 2:01.132 | 7.489 | 42 | 2:01.132 | 7.489 | 42 | 2:01.132 | 7.489 | 42 | 2:01.132 | 7.489 | | | |
| 28 | 1:59.369 | 7.919 | 28 | 1:59.369 | 7.919 | 28 | 1:59.369 | 7.919 | 28 | 1:59.369 | 7.919 | 28 | 1:59.369 | 7.919 | | | |
| 151 | 2:06.595 | 35.830 | 151 | 2:06.595 | 35.830 | 151 | 2:06.595 | 35.830 | 151 | 2:06.595 | 35.830 | 151 | 2:06.595 | 35.830 | | | |
| 25 | 2:13.438 | 46.819 | 25 | 2:13.438 | 46.819 | 25 | 2:13.438 | 46.819 | 25 | 2:13.438 | 46.819 | 25 | 2:13.438 | 46.819 | | | |
| 27 | 2:13.545 | 48.259 | 27 | 2:13.545 | 48.259 | 27 | 2:13.545 | 48.259 | 27 | 2:13.545 | 48.259 | 27 | 2:13.545 | 48.259 | | | |
| 9 | 2:17.601 | 1 Lap | 9 | 2:17.601 | 1 Lap | 9 | 2:17.601 | 1 Lap | 9 | 2:17.601 | 1 Lap | 9 | 2:17.601 | 1 Lap | | | |
| 6 | 2:17.353 | 1:03.666 | 6 | 2:17.353 | 1:03.666 | 6 | 2:17.353 | 1:03.666 | 6 | 2:17.353 | 1:03.666 | 6 | 2:17.353 | 1:03.666 | | | |
| 24 | 2:26.059 | 1:05.375 | 24 | 2:26.059 | 1:05.375 | 24 | 2:26.059 | 1:05.375 | 24 | 2:26.059 | 1:05.375 | 24 | 2:26.059 | 1:05.375 | | | |
| 604 | 2:24.449 | 1:05.869 | 604 | 2:24.449 | 1:05.869 | 604 | 2:24.449 | 1:05.869 | 604 | 2:24.449 | 1:05.869 | 604 | 2:24.449 | 1:05.869 | | | |
| 91 | 2:22.163 | 1:06.491 | 91 | 2:22.163 | 1:06.491 | 91 | 2:22.163 | 1:06.491 | 91 | 2:22.163 | 1:06.491 | 91 | 2:22.163 | 1:06.491 | | | |



National GT Challenge/P9 Challenge Sprin

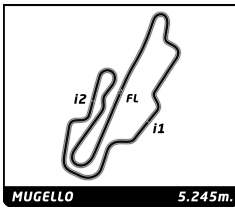
Mugello Racing Weekend

Gara 2

Analysis by lap

Lapped ■

| No | Lap Time | Gap | No | Lap Time | Gap | No | Lap Time | Gap | No | Lap Time | Gap | No | Lap Time | Gap |
|---------------|----------|----------|---------------|----------|----------|-----|----------|----------|----|----------|-----|----|----------|-----|
| 23 | 2:20.936 | 1:07.328 | 12 | 2:34.181 | 12.230 | 91 | 3:25.679 | 54.942 | | | | | | |
| 411 | 2:17.476 | 1:08.333 | 15 | 2:32.333 | 12.353 | 6 | 3:25.281 | 55.311 | | | | | | |
| 607 | 2:09.960 | 1:25.184 | 204 | 2:26.225 | 13.909 | 25 | 3:24.828 | 56.404 | | | | | | |
| 11 | 2:03.621 | 1:57.532 | | | | 24 | 3:25.367 | 57.292 | | | | | | |
| 57 | 2:04.031 | 1:58.539 | Lap 14 | | | 27 | 3:24.998 | 57.779 | | | | | | |
| 5 | 2:13.305 | 2:08.611 | 68 | 1:53.369 | | 11 | 3:24.086 | 58.270 | | | | | | |
| 18 | 2:14.926 | 2:11.654 | 43 | 1:57.097 | 6.468 | 23 | 3:24.154 | 59.227 | | | | | | |
| 12 | 2:15.084 | 2:12.427 | 42 | 1:57.272 | 7.040 | 57 | 3:23.265 | 59.665 | | | | | | |
| 15 | 2:15.230 | 2:13.213 | 604 | 1:54.310 | 8.502 | 5 | 3:20.596 | 1:00.153 | | | | | | |
| 204 | 2:17.889 | 2:16.817 | 151 | 1:58.182 | 8.664 | 411 | 3:20.152 | 1:00.672 | | | | | | |
| Lap 12 | | | 28 | 1:59.267 | 9.671 | 607 | 3:19.265 | 1:01.373 | | | | | | |
| 68 | 3:35.666 | | 91 | 1:56.283 | 11.252 | 12 | 3:19.198 | 1:01.972 | | | | | | |
| 507 | 3:34.714 | 1 Lap | 6 | 1:59.623 | 12.957 | 15 | 3:18.679 | 1:02.426 | | | | | | |
| 43 | 3:30.667 | 1.577 | 25 | 2:04.385 | 15.716 | 204 | 3:18.562 | 1:03.466 | | | | | | |
| 42 | 3:30.421 | 2.244 | 24 | 2:02.411 | 16.081 | 9 | 3:18.173 | 1 Lap | | | | | | |
| 28 | 3:30.654 | 2.907 | 27 | 2:04.627 | 16.379 | | | | | | | | | |
| 151 | 3:03.460 | 3.624 | 11 | 2:01.242 | 18.105 | | | | | | | | | |
| 25 | 2:53.671 | 4.824 | 23 | 2:02.607 | 18.296 | | | | | | | | | |
| 27 | 2:52.810 | 5.403 | 57 | 2:01.438 | 18.701 | | | | | | | | | |
| 9 | 2:38.695 | 1 Lap | 5 | 2:01.644 | 19.040 | | | | | | | | | |
| 6 | 2:39.751 | 7.751 | 411 | 2:03.888 | 19.663 | | | | | | | | | |
| 24 | 2:39.308 | 9.017 | 607 | 2:08.542 | 24.896 | | | | | | | | | |
| 604 | 2:41.231 | 11.434 | 12 | 2:06.408 | 25.269 | | | | | | | | | |
| 91 | 2:41.147 | 11.972 | 15 | 2:07.048 | 26.032 | | | | | | | | | |
| 23 | 2:41.235 | 12.897 | 204 | 2:07.572 | 28.112 | | | | | | | | | |
| 411 | 2:40.991 | 13.658 | 9 | 2:21.787 | 1 Lap | | | | | | | | | |
| 607 | 2:26.682 | 16.200 | Lap 15 | | | | | | | | | | | |
| 11 | 1:56.380 | 18.246 | 68 | 2:26.197 | | | | | | | | | | |
| 57 | 1:56.532 | 19.405 | 43 | 2:20.488 | 0.759 | | | | | | | | | |
| 5 | 1:59.905 | 32.850 | 42 | 2:20.622 | 1.465 | | | | | | | | | |
| 18 | 1:57.938 | 33.926 | 151 | 2:19.442 | 1.909 | | | | | | | | | |
| 12 | 1:57.869 | 34.630 | 604 | 3:11.971 | 54.276 | | | | | | | | | |
| 15 | 1:59.054 | 36.601 | 28 | 3:11.275 | 54.749 | | | | | | | | | |
| 204 | 2:03.114 | 44.265 | 91 | 3:10.758 | 55.813 | | | | | | | | | |
| Lap 13 | | | 6 | 3:09.820 | 56.580 | | | | | | | | | |
| 68 | 2:56.581 | | 25 | 3:08.607 | 58.126 | | | | | | | | | |
| 507 | 2:58.204 | 1 Lap | 24 | 3:08.591 | 58.475 | | | | | | | | | |
| 43 | 2:57.744 | 2.740 | 27 | 3:09.149 | 59.331 | | | | | | | | | |
| 42 | 2:57.474 | 3.137 | 11 | 3:08.826 | 1:00.734 | | | | | | | | | |
| 28 | 2:57.447 | 3.773 | 23 | 3:09.524 | 1:01.623 | | | | | | | | | |
| 151 | 2:56.808 | 3.851 | 57 | 3:10.446 | 1:02.950 | | | | | | | | | |
| 25 | 2:56.457 | 4.700 | 5 | 3:13.264 | 1:06.107 | | | | | | | | | |
| 27 | 2:56.299 | 5.121 | 411 | 3:13.604 | 1:07.070 | | | | | | | | | |
| 9 | 2:56.884 | 1 Lap | 607 | 3:09.959 | 1:08.658 | | | | | | | | | |
| 6 | 2:55.533 | 6.703 | 12 | 3:10.252 | 1:09.324 | | | | | | | | | |
| 24 | 2:54.603 | 7.039 | 15 | 3:10.462 | 1:10.297 | | | | | | | | | |
| 604 | 2:52.708 | 7.561 | 204 | 3:09.539 | 1:11.454 | | | | | | | | | |
| 91 | 2:52.947 | 8.338 | 9 | 3:03.599 | 1 Lap | | | | | | | | | |
| 23 | 2:52.742 | 9.058 | Lap 16 | | | | | | | | | | | |
| 411 | 2:52.067 | 9.144 | 68 | 3:26.550 | | | | | | | | | | |
| 607 | 2:50.104 | 9.723 | 43 | 3:26.033 | 0.242 | | | | | | | | | |
| 11 | 2:48.567 | 10.232 | 42 | 3:25.561 | 0.476 | | | | | | | | | |
| 57 | 2:47.808 | 10.632 | 151 | 3:25.333 | 0.692 | | | | | | | | | |
| 5 | 2:34.496 | 10.765 | 604 | 3:25.687 | 53.413 | | | | | | | | | |
| 18 | 2:34.360 | 11.705 | 28 | 3:26.235 | 54.434 | | | | | | | | | |



National GT Challenge/P9 Challenge Sprin

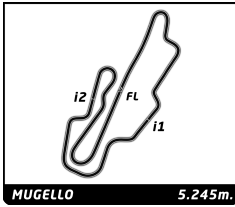
Mugello Racing Weekend

Gara 2

Sector Analysis

— Invalidated Lap ■ Personal Best ■ Session Best B Crossing the pit lane

| Lap | D | Time | Sector 1 | Sector 2 | Sector 3 | Kph | Elapsed | Lap | D | Time | Sector 1 | Sector 2 | Sector 3 | Kph | Elapsed | | | | |
|----------|---|---|----------|----------|----------|----------|---------|---------------------------------------|---------------------------------|----------|----------|----------|----------|----------|-----------|---|--|--|--|
| 5 | BEST LAP 1.Stefano MAESTRI 2.Alberto RODIO | | | | | | | Ferrari 488 Challenge EVO GT CUP 2 | | | | | | | | | | | |
| | 1 | 2 | 2:17.260 | 50.770 | 37.848 | 48.642 | 137.6 | 2:17.260 | 3 | 1 | 2:17.553 | 46.615 | 44.050 | 46.888 | 137.3 | 9:03.628 | | | |
| | 2 | 2 | 4:16.755 | 1:33.943 | 1:36.354 | 1:06.458 | 73.5 | 6:34.015 | 4 | 1 | 2:17.975 | 46.656 | 43.715 | 47.604 | 136.9 | 11:21.603 | | | |
| | 3 | 2 | 1:58.434 | 40.360 | 36.882 | 41.192 | 159.4 | 8:32.449 | 5 | 1 | 2:19.661 | 47.709 | 44.392 | 47.560 | 135.2 | 13:41.264 | | | |
| | 4 | 2 | 1:58.410 | 40.450 | 36.950 | 41.010 | 159.5 | 10:30.859 | 6 | 1 | 2:17.740 | 45.943 | 44.392 | 47.405 | 137.1 | 15:59.004 | | | |
| | 5 | 2 | 1:57.194 | 39.413 | 36.852 | 40.929 | 161.1 | 12:28.053 | 7 | 1 | 2:21.079 | 47.685 | 44.357 | 49.037 | 133.8 | 18:20.083 | | | |
| | 6 | 2 | 1:59.556 | 41.104 | 37.413 | 41.039 | 157.9 | 14:27.609 | 8 | 1 | 4:09.707 | 47.120 | 46.447 | 2:36.140 | 75.6 | 22:29.790 | | | |
| | 7 | 2 | 1:57.410 | 39.751 | 36.883 | 40.776 | 160.8 | 16:25.019 | 9 | 1 | 2:28.881 | 55.808 | 44.187 | 48.886 | 126.8 | 24:58.671 | | | |
| | 8 | 2 | 4:00.500 | 39.552 | 37.419 | 2:43.529 | 78.5 | 20:25.519 | 10 | 1 | 2:17.601 | 46.627 | 43.948 | 47.026 | 137.2 | 27:16.272 | | | |
| | 9 | 1 | 2:45.134 | 49.172 | 57.311 | 58.651 | 114.3 | 23:10.653 | 11 | 1 | 2:38.695 | 46.276 | 43.669 | 1:08.750 | 119.0 | 29:54.967 | | | |
| | 10 | 1 | 2:57.617 | 57.278 | 56.591 | 1:03.748 | 106.3 | 26:08.270 | 12 | 1 | 2:56.884 | 1:04.943 | 51.966 | 59.975 | 106.7 | 32:51.851 | | | |
| | 11 | 1 | 2:13.305 | 53.271 | 37.870 | 42.164 | 141.6 | 28:21.575 | 13 | 1 | 2:21.787 | 48.815 | 43.918 | 49.054 | 133.2 | 35:13.638 | | | |
| | 12 | 1 | 1:59.905 | 40.987 | 37.396 | 41.522 | 157.5 | 30:21.480 | 14 | 1 | 3:03.599 | 47.812 | 1:00.293 | 1:15.494 | 102.8 | 38:17.237 | | | |
| | 13 | 1 | 2:34.496 | 47.098 | 50.790 | 56.608 | 122.2 | 32:55.976 | 15 | 1 | 3:18.173 | 1:02.013 | 1:06.809 | 1:09.351 | 95.3 | 41:35.410 | | | |
| | 14 | 1 | 2:01.644 | 41.518 | 38.880 | 41.246 | 155.2 | 34:57.620 | | | | | | | | 11 SCUDERIA EMME 1.Rodolfo MASSARO 2.Maia MENEGHIN | | | |
| | 15 | 1 | 3:13.264 | 57.369 | 1:01.040 | 1:14.855 | 97.7 | 38:10.884 | 1 | 2 | 2:19.671 | 51.131 | 38.272 | 50.268 | 135.2 | 2:19.671 | | | |
| | 16 | 1 | 3:20.596 | 1:01.679 | 1:07.932 | 1:10.985 | 94.1 | 41:31.480 | 2 | 2 | 4:15.036 | 1:33.642 | 1:36.509 | 1:04.885 | 74.0 | 6:34.707 | | | |
| 6 | Rangoni Corse 1.Gabriele TORELLI 2.Davide GAGGIANESI | | | | | | | Lamborghini Huracan ST GT CUP 1 | | | | | | | | | | | |
| | 1 | 2 | 1:59.837 | 43.840 | 35.377 | 40.620 | 157.6 | 1:59.837 | 3 | 2 | 1:58.546 | 40.775 | 37.182 | 40.589 | 159.3 | 8:33.253 | | | |
| | 2 | 2 | 4:25.373 | 1:38.951 | 1:35.673 | 1:10.749 | 71.2 | 6:25.210 | 4 | 2 | 1:58.064 | 40.210 | 37.118 | 40.736 | 159.9 | 10:31.317 | | | |
| | 3 | 2 | 1:53.556 | 38.800 | 35.776 | 38.980 | 166.3 | 8:18.766 | 5 | 2 | 1:56.997 | 39.946 | 36.399 | 40.652 | 161.4 | 12:28.314 | | | |
| | 4 | 2 | 1:54.636 | 40.004 | 35.497 | 39.135 | 164.7 | 10:13.402 | 6 | 2 | 1:58.703 | 40.042 | 37.106 | 41.555 | 159.1 | 14:27.017 | | | |
| | 5 | 2 | 1:52.516 | 38.196 | 35.134 | 39.186 | 167.8 | 12:05.918 | 7 | 2 | 1:56.774 | 39.796 | 36.657 | 40.321 | 161.7 | 16:23.791 | | | |
| | 6 | 2 | 1:52.701 | 38.258 | 35.325 | 39.118 | 167.5 | 13:58.619 | 8 | 2 | 3:34.742 | 39.778 | 36.357 | 2:18.607 | 87.9 | 19:58.533 | | | |
| | 7 | 2 | 1:54.252 | 38.106 | 35.531 | 40.615 | 165.3 | 15:52.871 | 9 | 1 | 3:08.748 | 1:10.851 | 59.325 | 58.572 | 100.0 | 23:07.281 | | | |
| | 8 | 2 | 1:52.307 | 38.044 | 35.066 | 39.197 | 168.1 | 17:45.178 | 10 | 1 | 2:59.594 | 59.139 | 55.565 | 1:04.890 | 105.1 | 26:06.875 | | | |
| | 9 | 2 | 4:57.153 | 37.946 | 35.878 | 3:43.329 | 63.5 | 22:42.331 | 11 | 1 | 2:03.621 | 47.267 | 36.767 | 39.587 | 152.7 | 28:10.496 | | | |
| | 10 | 1 | 2:16.946 | 59.988 | 36.183 | 40.775 | 137.9 | 24:59.277 | 12 | 1 | 1:56.380 | 39.152 | 36.136 | 41.092 | 162.2 | 30:06.876 | | | |
| | 11 | 1 | 2:17.353 | 46.382 | 43.958 | 47.013 | 137.5 | 27:16.630 | 13 | 1 | 2:48.567 | 1:00.398 | 50.996 | 57.173 | 112.0 | 32:55.443 | | | |
| | 12 | 1 | 2:39.751 | 46.268 | 43.723 | 1:09.760 | 118.2 | 29:56.381 | 14 | 1 | 2:01.242 | 41.122 | 38.479 | 41.641 | 155.7 | 34:56.685 | | | |
| | 13 | 1 | 2:55.533 | 1:04.224 | 51.941 | 59.368 | 107.6 | 32:51.914 | 15 | 1 | 3:08.826 | 56.433 | 1:00.584 | 1:11.809 | 100.0 | 38:05.511 | | | |
| | 14 | 1 | 1:59.623 | 41.401 | 37.323 | 40.899 | 157.8 | 34:51.537 | 16 | 1 | 3:24.086 | 1:04.592 | 1:07.287 | 1:12.207 | 92.5 | 41:29.597 | | | |
| | 15 | 1 | 3:09.820 | 58.842 | 1:00.252 | 1:10.726 | 99.5 | 38:01.357 | | | | | | | | 12 TEAM CARS RACING 1.Fabrizio FEDE | | | |
| | 16 | 1 | 3:25.281 | 1:06.048 | 1:06.628 | 1:12.605 | 92.0 | 41:26.638 | 1 | 1 | 2:21.425 | 52.453 | 38.884 | 50.088 | 133.5 | 2:21.425 | | | |
| 7 | TRACK AND GO 1.Alberto Jr. FULGORI 2.Danilo PAOLETTI | | | | | | | Porsche 992 GT3 CUP GT CUP 2 | | | | | | | | | | | |
| | 1 | 2 | 2:20.843 | 52.087 | 38.775 | 49.981 | 134.1 | 2:20.843 | 2 | 1 | 4:15.028 | 1:35.871 | 1:35.581 | 1:03.576 | 74.0 | 6:36.453 | | | |
| | 2 | 2 | 4:15.284 | 1:35.441 | 1:35.896 | 1:03.947 | 74.0 | 6:36.127 | 3 | 1 | 1:58.942 | 40.764 | 37.433 | 40.745 | 158.7 | 8:35.395 | | | |
| | 3 | 2 | 1:59.836 | 40.592 | 37.570 | 41.674 | 157.6 | 8:35.963 | 4 | 1 | 1:58.019 | 40.326 | 36.974 | 40.719 | 160.0 | 10:33.414 | | | |
| | 4 | 2 | 1:57.793 | 39.964 | 37.150 | 40.679 | 160.3 | 10:33.756 | 5 | 1 | 1:58.680 | 41.197 | 36.861 | 40.622 | 159.1 | 12:32.094 | | | |
| | 5 | 2 | 1:58.227 | 40.366 | 36.696 | 41.165 | 159.7 | 12:31.983 | 6 | 1 | 2:00.223 | 40.813 | 38.882 | 40.528 | 157.1 | 14:32.317 | | | |
| | 6 | 2 | 4:39.834 | 39.923 | 1:08.020 | 2:51.891 | 67.5 | 17:11.817 | 7 | 1 | 3:42.594 | 40.035 | 37.249 | 2:25.310 | 84.8 | 18:14.911 | | | |
| | | | | | | | | 8 | 1 | 2:19.528 | 48.526 | 42.217 | 48.785 | 135.3 | 20:34.439 | | | | |
| | | | | | | | | 9 | 1 | 2:37.738 | 41.887 | 58.247 | 57.604 | 119.7 | 23:12.177 | | | | |
| | | | | | | | | 10 | 1 | 2:58.130 | 57.668 | 56.029 | 1:04.433 | 106.0 | 26:10.307 | | | | |
| | | | | | | | | 11 | 1 | 2:15.084 | 54.419 | 38.445 | 42.220 | 139.8 | 28:25.391 | | | | |
| | | | | | | | | 12 | 1 | 1:57.869 | 40.237 | 37.055 | 40.577 | 160.2 | 30:23.260 | | | | |
| | | | | | | | | 13 | 1 | 2:34.181 | 47.116 | 50.973 | 56.092 | 122.5 | 32:57.441 | | | | |
| | | | | | | | | 14 | 1 | 2:06.408 | 41.340 | 38.611 | 46.457 | 149.4 | 35:03.849 | | | | |
| | | | | | | | | 15 | 1 | 3:10.252 | 54.463 | 1:00.922 | 1:14.867 | 99.2 | 38:14.101 | | | | |
| | | | | | | | | 16 | 1 | 3:19.198 | 1:02.218 | 1:06.371 | 1:10.609 | 94.8 | 41:33.299 | | | | |
| | 9 | TEAM CARS RACING 1.Alessandro REVELLO | | | | | | | Porsche Carrera GT3 GT CUP 2 | | | | | | | | | | |
| 1 | | 1 | 2:33.301 | 58.148 | 45.012 | 50.141 | 123.2 | 2:33.301 | | | | | | | | | | | |
| 2 | | 1 | 4:12.774 | 1:30.945 | 1:35.568 | 1:06.261 | 74.7 | 6:46.075 | | | | | | | | | | | |



National GT Challenge/P9 Challenge Sprin

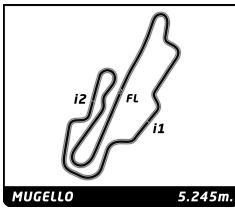
Mugello Racing Weekend

Gara 2

Sector Analysis

— Invalidated Lap ■ Personal Best ■ Session Best B Crossing the pit lane

| Lap | D | Time | Sector 1 | Sector 2 | Sector 3 | Kph | Elapsed | Lap | D | Time | Sector 1 | Sector 2 | Sector 3 | Kph | Elapsed | | | | | |
|-----------|--|----------|----------|----------|----------|----------|-----------|---------------------------------------|-----------|--|--|----------|----------|----------|----------|-----------|---------------------------------------|---------------------------------------|--|--|
| 15 | BEST LAP 1.Domenico Vincenzo GOLIA 2.Giovanni DE CUNTIS | | | | | | | Ferrari 488 Challenge EVO GT CUP 2 | | | | | | | | | | | | |
| | 1 | 2 | 2:20.140 | 52.105 | 38.146 | 49.889 | 134.7 | 2:20.140 | 16 | 1 | 3:24.154 | 1:04.416 | 1:07.281 | 1:12.457 | 92.5 | 41:30.554 | | | | |
| | 2 | 2 | 4:15.141 | 1:34.405 | 1:36.068 | 1:04.668 | 74.0 | 6:35.281 | 24 | RC MOTORSPORT 1.Matteo MARULLA 2.Gian Luca GIRAUDI | | | | | | | Ferrari 488 Challenge EVO GT CUP 2 | | | |
| | 3 | 2 | 1:59.393 | 41.185 | 37.343 | 40.865 | 158.1 | 8:34.674 | | 1 | 2 | 2:15.692 | 48.556 | 37.917 | 49.219 | 139.2 | 2:15.692 | | | |
| | 4 | 2 | 1:58.125 | 40.267 | 37.126 | 40.732 | 159.8 | 10:32.799 | | 2 | 2 | 4:16.244 | 1:32.015 | 1:36.839 | 1:07.390 | 73.7 | 6:31.936 | | | |
| | 5 | 2 | 1:58.844 | 40.485 | 37.071 | 41.288 | 158.9 | 12:31.643 | | 3 | 2 | 1:58.274 | 40.334 | 36.968 | 40.972 | 159.6 | 8:30.210 | | | |
| | 6 | 2 | 2:10.888 | 40.039 | 48.218 | 42.631 | 144.3 | 14:42.531 | | 4 | 2 | 1:56.866 | 39.795 | 36.503 | 40.568 | 161.6 | 10:27.076 | | | |
| | 7 | 2 | 4:01.945 | 1:41.609 | 39.451 | 2:40.885 | 78.0 | 18:44.476 | | 5 | 2 | 1:56.734 | 39.476 | 36.613 | 40.645 | 161.8 | 12:23.810 | | | |
| | 8 | 1 | 2:21.812 | 54.728 | 41.625 | 45.459 | 133.1 | 21:06.288 | | 6 | 2 | 1:58.258 | 39.450 | 37.920 | 40.888 | 159.7 | 14:22.068 | | | |
| | 9 | 1 | 2:07.144 | 40.958 | 38.087 | 48.099 | 148.5 | 23:13.432 | | 7 | 2 | 1:57.216 | 39.197 | 36.734 | 41.285 | 161.1 | 16:19.284 | | | |
| | 10 | 1 | 2:57.515 | 57.010 | 56.123 | 1:04.382 | 106.4 | 26:10.947 | | 8 | 2 | 1:57.969 | 39.492 | 36.303 | 42.174 | 160.1 | 18:17.253 | | | |
| | 11 | 1 | 2:15.230 | 54.522 | 38.862 | 41.846 | 139.6 | 28:26.177 | | 9 | 2 | 2:12.156 | 40.288 | 39.012 | 52.856 | 142.9 | 20:29.409 | | | |
| | 12 | 1 | 1:59.054 | 40.553 | 37.404 | 41.097 | 158.6 | 30:25.231 | | 10 | 2 | 4:22.871 | 1:43.245 | 58.326 | 2:41.300 | 71.8 | 24:52.280 | | | |
| | 13 | 1 | 2:32.333 | 45.677 | 50.922 | 55.734 | 124.0 | 32:57.564 | | 11 | 1 | 2:26.059 | 56.521 | 41.973 | 47.565 | 129.3 | 27:18.339 | | | |
| | 14 | 1 | 2:07.048 | 41.511 | 38.482 | 47.055 | 148.6 | 35:04.612 | | 12 | 1 | 2:39.308 | 45.209 | 43.946 | 1:10.153 | 118.5 | 29:57.647 | | | |
| | 15 | 1 | 3:10.462 | 54.267 | 1:01.017 | 1:15.178 | 99.1 | 38:15.074 | | 13 | 1 | 2:54.603 | 1:03.514 | 51.883 | 59.206 | 108.1 | 32:52.250 | | | |
| | 16 | 1 | 3:18.679 | 1:02.029 | 1:06.537 | 1:10.113 | 95.0 | 41:33.753 | | 14 | 1 | 2:02.411 | 41.465 | 38.537 | 42.409 | 154.3 | 34:54.661 | | | |
| 18 | BEST LAP 1.Maurizio PITORRI 2.Gianluigi SIMONELLI | | | | | | | Ferrari 488 GT3 GT3 | | | | | | | | | | | | |
| | 1 | 2 | 2:21.867 | 52.944 | 38.973 | 49.950 | 133.1 | 2:21.867 | | 25 | SEVEN HILLS MOTORSPORT 1.Barkin PINAR 2.Nicholas RISITANO | | | | | | | Ferrari 488 Challenge EVO GT CUP 2 | | |
| | 2 | 2 | 4:15.121 | 1:36.414 | 1:36.222 | 1:02.485 | 74.0 | 6:36.988 | 1 | | 2 | 2:06.906 | 46.264 | 36.226 | 44.416 | 148.8 | 2:06.906 | | | |
| | 3 | 2 | 1:59.350 | 41.003 | 37.350 | 40.997 | 158.2 | 8:36.338 | 2 | | 2 | 4:19.993 | 1:34.688 | 1:36.107 | 1:09.198 | 72.6 | 6:26.899 | | | |
| | 4 | 2 | 1:59.181 | 40.793 | 37.130 | 41.258 | 158.4 | 10:35.519 | 3 | | 2 | 1:55.083 | 39.463 | 35.702 | 39.918 | 164.1 | 8:21.982 | | | |
| | 5 | 2 | 2:00.001 | 40.836 | 37.826 | 41.339 | 157.3 | 12:35.520 | 4 | | 2 | 1:54.623 | 39.320 | 35.614 | 39.689 | 164.7 | 10:16.605 | | | |
| | 6 | 2 | 1:59.790 | 40.561 | 37.851 | 41.378 | 157.6 | 14:35.310 | 5 | | 2 | 1:54.176 | 38.868 | 35.576 | 39.732 | 165.4 | 12:10.781 | | | |
| | 7 | 2 | 3:38.375 | 39.905 | 37.826 | 2:20.644 | 86.5 | 18:13.685 | 6 | | 2 | 1:55.158 | 39.296 | 35.923 | 39.939 | 164.0 | 14:05.939 | | | |
| | 8 | 1 | 2:19.144 | 48.879 | 42.143 | 48.122 | 135.7 | 20:32.829 | 7 | | 2 | 1:55.920 | 39.689 | 36.003 | 40.228 | 162.9 | 16:01.859 | | | |
| | 9 | 1 | 2:38.724 | 43.028 | 57.901 | 57.795 | 119.0 | 23:11.553 | 8 | | 2 | 1:56.966 | 39.866 | 36.064 | 41.036 | 161.4 | 17:58.825 | | | |
| | 10 | 1 | 2:58.139 | 57.624 | 56.108 | 1:04.407 | 106.0 | 26:09.692 | 9 | | 2 | 2:04.923 | 39.746 | 37.184 | 47.993 | 151.1 | 20:03.748 | | | |
| | 11 | 1 | 2:14.926 | 54.377 | 38.656 | 41.893 | 139.9 | 28:24.618 | 10 | | 2 | 4:42.597 | 1:03.080 | 58.982 | 2:40.535 | 66.8 | 24:46.345 | | | |
| | 12 | 1 | 1:57.938 | 39.612 | 36.502 | 41.824 | 160.1 | 30:22.556 | 11 | | 1 | 2:13.438 | 50.710 | 39.679 | 43.049 | 141.5 | 26:59.783 | | | |
| 13 | 1 | 2:34.360 | 47.133 | 50.854 | 56.373 | 122.3 | 32:56.916 | 12 | 1 | | 2:53.671 | 41.054 | 57.387 | 1:15.230 | 108.7 | 29:53.454 | | | | |
| 23 | FORMULA RACING 1.Thomas PETERSEN | | | | | | | Ferrari 488 Challenge EVO GT CUP 2 | | | | | | | | | | | | |
| | 1 | 1 | 2:14.176 | 48.210 | 37.862 | 48.104 | 140.7 | 2:14.176 | 27 | GRT MOTORSPORT 1.Michele GIRAUDI 2.Giovanni GIRAUDI | | | | | | | Ferrari 488 Challenge EVO GT CUP 2 | | | |
| | 2 | 1 | 4:17.418 | 1:32.766 | 1:36.794 | 1:07.858 | 73.4 | 6:31.594 | | 1 | 2 | 2:14.611 | 47.553 | 36.656 | 50.402 | 140.3 | 2:14.611 | | | |
| | 3 | 1 | 1:57.932 | 40.210 | 37.105 | 40.617 | 160.1 | 8:29.526 | | 2 | 2 | 4:15.198 | 1:31.203 | 1:36.772 | 1:07.223 | 74.0 | 6:29.809 | | | |
| | 4 | 1 | 1:56.563 | 39.664 | 36.274 | 40.625 | 162.0 | 10:26.089 | | 3 | 2 | 1:57.445 | 40.062 | 36.602 | 40.781 | 160.8 | 8:27.254 | | | |
| | 5 | 1 | 1:57.345 | 39.788 | 36.863 | 40.694 | 160.9 | 12:23.434 | | 4 | 2 | 1:57.454 | 40.475 | 36.452 | 40.527 | 160.8 | 10:24.708 | | | |
| | 6 | 1 | 2:14.129 | 39.367 | 53.200 | 41.562 | 140.8 | 14:37.563 | | 5 | 2 | 1:57.467 | 39.757 | 37.090 | 40.620 | 160.7 | 12:22.175 | | | |
| | 7 | 1 | 1:58.835 | 40.010 | 37.136 | 41.689 | 158.9 | 16:36.398 | | 6 | 2 | 1:55.855 | 39.250 | 36.118 | 40.487 | 163.0 | 14:18.030 | | | |
| | 8 | 1 | 1:58.096 | 39.866 | 36.696 | 41.534 | 159.9 | 18:34.494 | | 7 | 2 | 1:56.767 | 40.021 | 36.199 | 40.547 | 161.7 | 16:14.797 | | | |
| | 9 | 1 | 2:08.537 | 41.188 | 38.824 | 48.525 | 146.9 | 20:43.031 | | 8 | 2 | 1:57.393 | 39.640 | 36.619 | 41.134 | 160.8 | 18:12.190 | | | |
| | 10 | 1 | 4:16.325 | 40.773 | 51.608 | 2:43.944 | 73.7 | 24:59.356 | | 9 | 2 | 2:15.311 | 40.380 | 41.876 | 53.055 | 139.5 | 20:27.501 | | | |
| | 11 | 1 | 2:20.936 | 51.359 | 42.285 | 47.292 | 134.0 | 27:20.292 | | 10 | 2 | 4:20.177 | 43.073 | 58.857 | 2:38.247 | 72.6 | 24:47.678 | | | |
| | 12 | 1 | 2:41.235 | 45.034 | 43.993 | 1:12.208 | 117.1 | 30:01.527 | | 11 | 1 | 2:13.545 | 50.230 | 39.495 | 43.820 | 141.4 | 27:01.223 | | | |
| | 13 | 1 | 2:52.742 | 1:02.086 | 51.872 | 58.784 | 109.3 | 32:54.269 | | | | | | | | | | | | |
| | 14 | 1 | 2:02.607 | 41.872 | 38.734 | 42.001 | 154.0 | 34:56.876 | | | | | | | | | | | | |
| | 15 | 1 | 3:09.524 | 56.751 | 1:00.865 | 1:11.908 | 99.6 | 38:06.400 | | | | | | | | | | | | |



National GT Challenge/P9 Challenge Sprin

Mugello Racing Weekend

Gara 2

Sector Analysis

— Invalidated Lap ■ Personal Best ■ Session Best B Crossing the pit lane

| Lap | D | Time | Sector 1 | Sector 2 | Sector 3 | Kph | Elapsed | Lap | D | Time | Sector 1 | Sector 2 | Sector 3 | Kph | Elapsed | |
|-----|---|----------|----------|----------|----------|-------|-----------|-----|---|----------|----------|----------|----------|----------|-----------|-----------|
| 12 | 1 | 2:52.810 | 41.834 | 56.112 | 1:14.864 | 109.3 | 29:54.033 | 8 | 2 | 1:57.640 | 39.430 | 37.101 | 41.109 | 160.5 | 18:11.925 | |
| 13 | 1 | 2:56.299 | 1:04.211 | 53.109 | 58.979 | 107.1 | 32:50.332 | 9 | 2 | 3:50.618 | B | 40.374 | 41.187 | 2:29.057 | 81.9 | 22:02.543 |
| 14 | 1 | 2:04.627 | 42.579 | 39.520 | 42.528 | 151.5 | 34:54.959 | 10 | 1 | 2:15.888 | 55.515 | 38.015 | 42.358 | 139.0 | 24:18.431 | |
| 15 | 1 | 3:09.149 | 57.373 | 1:00.173 | 1:11.603 | 99.8 | 38:04.108 | 11 | 1 | 2:01.109 | 41.246 | 37.999 | 41.864 | 155.9 | 26:19.540 | |
| 16 | 1 | 3:24.998 | 1:05.165 | 1:07.151 | 1:12.682 | 92.1 | 41:29.106 | 12 | 1 | 3:30.667 | 1:10.218 | 1:05.834 | 1:14.615 | 89.6 | 29:50.207 | |

28 TEAM CARS RACING Porsche 911 GT3 CUP
 1. Filippo FRANGIONI GT CUP 2
 2. Edoardo CASAZZA

| | | | | | | | | |
|----|---|----------|----------|----------|----------|----------|-----------|-----------|
| 1 | 2 | 2:16.806 | 49.083 | 38.191 | 49.532 | 138.0 | 2:16.806 | |
| 2 | 2 | 4:16.585 | 1:32.802 | 1:36.672 | 1:07.111 | 73.6 | 6:33.391 | |
| 3 | 2 | 1:57.909 | 40.193 | 36.641 | 41.075 | 160.1 | 8:31.300 | |
| 4 | 2 | 1:58.401 | 41.362 | 36.508 | 40.531 | 159.5 | 10:29.701 | |
| 5 | 2 | 1:57.309 | 40.142 | 36.387 | 40.780 | 161.0 | 12:27.010 | |
| 6 | 2 | 1:59.216 | 40.922 | 37.378 | 40.916 | 158.4 | 14:26.226 | |
| 7 | 2 | 1:56.913 | 39.891 | 36.358 | 40.664 | 161.5 | 16:23.139 | |
| 8 | 2 | 1:57.223 | 39.746 | 36.436 | 41.041 | 161.1 | 18:20.362 | |
| 9 | 2 | 3:53.404 | B | 40.509 | 41.024 | 2:31.871 | 80.9 | 22:13.766 |
| 10 | 1 | 2:07.748 | 48.838 | 37.247 | 41.663 | 147.8 | 24:21.514 | |
| 11 | 1 | 1:59.369 | 40.650 | 36.783 | 41.936 | 158.2 | 26:20.883 | |
| 12 | 1 | 3:30.654 | 1:10.699 | 1:05.307 | 1:14.648 | 89.6 | 29:51.537 | |
| 13 | 1 | 2:57.447 | 1:03.756 | 53.593 | 1:00.098 | 106.4 | 32:48.984 | |
| 14 | 1 | 1:59.267 | 41.025 | 37.011 | 41.231 | 158.3 | 34:48.251 | |
| 15 | 1 | 3:11.275 | 1:00.250 | 1:00.062 | 1:10.963 | 98.7 | 37:59.526 | |
| 16 | 1 | 3:26.235 | 1:06.515 | 1:05.981 | 1:13.739 | 91.6 | 41:25.761 | |

42 TEAM CARS RACING Porsche 992 GT3 CUP
 1. Marco SQUILLACI GT CUP 2
 2. Emanuele ROMANI

| | | | | | | | | |
|----|---|----------|----------|----------|----------|----------|-----------|-----------|
| 1 | 2 | 2:16.013 | 50.229 | 37.337 | 48.447 | 138.8 | 2:16.013 | |
| 2 | 2 | 4:16.988 | 1:32.481 | 1:36.728 | 1:07.779 | 73.5 | 6:33.001 | |
| 3 | 2 | 1:57.807 | 39.885 | 36.733 | 41.189 | 160.3 | 8:30.808 | |
| 4 | 2 | 1:56.972 | 39.598 | 36.460 | 40.914 | 161.4 | 10:27.780 | |
| 5 | 2 | 1:56.486 | 39.316 | 36.541 | 40.629 | 162.1 | 12:24.266 | |
| 6 | 2 | 1:58.271 | 39.438 | 37.749 | 41.084 | 159.7 | 14:22.537 | |
| 7 | 2 | 1:57.210 | 39.339 | 36.419 | 41.452 | 161.1 | 16:19.747 | |
| 8 | 2 | 1:57.178 | 39.594 | 36.165 | 41.419 | 161.1 | 18:16.925 | |
| 9 | 2 | 3:54.504 | B | 39.243 | 39.139 | 2:36.122 | 80.5 | 22:11.429 |
| 10 | 1 | 2:07.892 | 47.685 | 37.665 | 42.542 | 147.6 | 24:19.321 | |
| 11 | 1 | 2:01.132 | 40.868 | 38.002 | 42.262 | 155.9 | 26:20.453 | |
| 12 | 1 | 3:30.421 | 1:10.190 | 1:05.374 | 1:14.857 | 89.7 | 29:50.874 | |
| 13 | 1 | 2:57.474 | 1:03.510 | 53.606 | 1:00.358 | 106.4 | 32:48.348 | |
| 14 | 1 | 1:57.272 | 40.325 | 36.517 | 40.430 | 161.0 | 34:45.620 | |
| 15 | 1 | 2:20.622 | 42.101 | 40.453 | 58.068 | 134.3 | 37:06.242 | |
| 16 | 1 | 3:25.561 | 1:01.611 | 59.393 | 1:24.557 | 91.9 | 40:31.803 | |

43 BEST LAP Ferrari 488 Challenge EVO
 1. Riccardo ROMAGNOLI GT CUP 2
 2. Elio MARCHETTI

| | | | | | | | |
|---|---|----------|----------|----------|----------|-------|-----------|
| 1 | 2 | 2:14.904 | 47.789 | 37.334 | 49.781 | 140.0 | 2:14.904 |
| 2 | 2 | 4:14.148 | 1:30.061 | 1:36.614 | 1:07.473 | 74.3 | 6:29.052 |
| 3 | 2 | 1:57.930 | 40.394 | 36.705 | 40.831 | 160.1 | 8:26.982 |
| 4 | 2 | 1:57.216 | 40.533 | 36.229 | 40.454 | 161.1 | 10:24.198 |
| 5 | 2 | 1:56.833 | 39.945 | 36.309 | 40.579 | 161.6 | 12:21.031 |
| 6 | 2 | 1:56.148 | 39.618 | 36.200 | 40.330 | 162.6 | 14:17.179 |
| 7 | 2 | 1:57.106 | 39.818 | 36.713 | 40.575 | 161.2 | 16:14.285 |

57 LEMA RACING Lamborghini Huracan ST EVO2
 1. Alessandro BRIGATTI GT CUP 1
 2. Simone CONTI

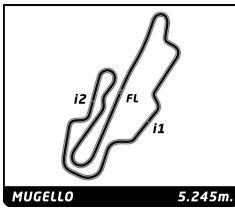
| | | | | | | | | |
|----|---|----------|----------|----------|----------|----------|-----------|-----------|
| 1 | 2 | 2:18.928 | 51.606 | 38.154 | 49.168 | 135.9 | 2:18.928 | |
| 2 | 2 | 4:15.572 | 1:33.061 | 1:36.795 | 1:05.716 | 73.9 | 6:34.500 | |
| 3 | 2 | 2:00.006 | 41.554 | 37.495 | 40.957 | 157.3 | 8:34.506 | |
| 4 | 2 | 1:58.219 | 40.128 | 37.201 | 40.890 | 159.7 | 10:32.725 | |
| 5 | 2 | 1:58.191 | 40.199 | 37.166 | 40.826 | 159.8 | 12:30.916 | |
| 6 | 2 | 1:59.306 | 40.324 | 37.732 | 41.250 | 158.3 | 14:30.222 | |
| 7 | 2 | 3:37.491 | B | 40.097 | 37.078 | 2:20.316 | 86.8 | 18:07.713 |
| 8 | 1 | 2:20.008 | 45.703 | 41.321 | 52.984 | 134.9 | 20:27.721 | |
| 9 | 1 | 2:40.483 | 43.658 | 58.939 | 57.886 | 117.7 | 23:08.204 | |
| 10 | 1 | 2:59.268 | 58.771 | 55.579 | 1:04.918 | 105.3 | 26:07.472 | |
| 11 | 1 | 2:04.031 | 49.382 | 35.152 | 39.497 | 152.2 | 28:11.503 | |
| 12 | 1 | 1:56.532 | 39.019 | 35.635 | 41.878 | 162.0 | 30:08.035 | |
| 13 | 1 | 2:47.808 | 59.904 | 50.753 | 57.151 | 112.5 | 32:55.843 | |
| 14 | 1 | 2:01.438 | 41.004 | 39.247 | 41.187 | 155.5 | 34:57.281 | |
| 15 | 1 | 3:10.446 | 57.226 | 1:01.095 | 1:12.125 | 99.1 | 38:07.727 | |
| 16 | 1 | 3:23.265 | 1:03.742 | 1:07.395 | 1:12.128 | 92.9 | 41:30.992 | |

68 SF SQUADRA CORSE SRLS Lamborghini Huracan ST EVO2
 1. Pietro ALESSI GT CUP 1
 2. Federico DANOVA

| | | | | | | | | |
|----|---|----------|----------|----------|----------|----------|-----------|-----------|
| 1 | 2 | 1:59.203 | 43.338 | 35.084 | 40.781 | 158.4 | 1:59.203 | |
| 2 | 2 | 4:25.616 | 1:38.716 | 1:35.588 | 1:11.312 | 71.1 | 6:24.819 | |
| 3 | 2 | 1:52.124 | 38.699 | 34.879 | 38.546 | 168.4 | 8:16.943 | |
| 4 | 2 | 1:51.734 | 37.581 | 34.729 | 39.424 | 169.0 | 10:08.677 | |
| 5 | 2 | 1:52.062 | 38.450 | 34.859 | 38.753 | 168.5 | 12:00.739 | |
| 6 | 2 | 1:51.622 | 38.151 | 34.706 | 38.765 | 169.2 | 13:52.361 | |
| 7 | 2 | 1:52.587 | 38.161 | 35.358 | 39.068 | 167.7 | 15:44.948 | |
| 8 | 2 | 3:25.496 | B | 38.105 | 35.067 | 2:12.324 | 91.9 | 19:10.444 |
| 9 | 1 | 2:12.611 | 48.974 | 42.275 | 41.362 | 142.4 | 21:23.055 | |
| 10 | 1 | 1:54.677 | 38.171 | 35.627 | 40.879 | 164.7 | 23:17.732 | |
| 11 | 1 | 2:55.232 | 54.753 | 55.442 | 1:05.037 | 107.8 | 26:12.964 | |
| 12 | 1 | 3:35.666 | 1:15.069 | 1:05.082 | 1:15.515 | 87.6 | 29:48.630 | |
| 13 | 1 | 2:56.581 | 1:03.895 | 53.490 | 59.196 | 106.9 | 32:45.211 | |
| 14 | 1 | 1:53.369 | 38.428 | 35.250 | 39.691 | 166.6 | 34:38.580 | |
| 15 | 1 | 2:26.197 | 43.804 | 44.043 | 58.350 | 129.2 | 37:04.777 | |
| 16 | 1 | 3:26.550 | 1:01.269 | 1:00.022 | 1:25.259 | 91.4 | 40:31.327 | |

91 SCUDERIA VESUVIO Lamborghini Huracan GT3
 1. Mariano MAGLIOCCOLA GT3
 2. Benedetto STRIGNANO

| | | | | | | | |
|---|---|----------|----------|----------|----------|-------|----------|
| 1 | 2 | 2:00.569 | 43.950 | 35.451 | 41.168 | 156.6 | 2:00.569 |
| 2 | 2 | 4:25.176 | 1:39.042 | 1:35.513 | 1:10.621 | 71.2 | 6:25.745 |
| 3 | 2 | 1:51.956 | 38.397 | 34.901 | 38.658 | 168.7 | 8:17.701 |



National GT Challenge/P9 Challenge Sprin

Mugello Racing Weekend

Gara 2

Sector Analysis

— Invalidated Lap ■ Personal Best ■ Session Best B Crossing the pit lane

| Lap | D | Time | Sector 1 | Sector 2 | Sector 3 | Kph | Elapsed | Lap | D | Time | Sector 1 | Sector 2 | Sector 3 | Kph | Elapsed |
|-----|---|-------------------|---------------|---------------|----------|-------|-----------|-----------------|------------------|------|----------|----------|----------|-----|-------------|
| 4 | 2 | 1:50.702 | 37.288 | 34.412 | 39.002 | 170.6 | 10:08.403 | 204 | Spirit Race Team | | | | | | AUDI R8 GT4 |
| 5 | 2 | 1:50.895 | 37.394 | 33.983 | 39.518 | 170.3 | 11:59.298 | 1.Julian JANSEN | | | | | | 2b | |
| 6 | 2 | 1:50.935 | 37.329 | 34.905 | 38.701 | 170.2 | 13:50.233 | | | | | | | | |
| 7 | 2 | 1:53.257 | 38.261 | 35.815 | 39.181 | 166.7 | 15:43.490 | | | | | | | | |
| 8 | 2 | 1:51.076 | 37.345 | 34.891 | 38.840 | 170.0 | 17:34.566 | | | | | | | | |
| 9 | 2 | 2:09.581 | 37.433 | 34.984 | 57.164 | 145.7 | 19:44.147 | | | | | | | | |
| 10 | 2 | 5:13.145 B | 1:19.840 | 59.460 | 2:53.845 | 60.3 | 24:57.292 | | | | | | | | |
| 11 | 2 | 2:22.163 | 52.642 | 42.043 | 47.478 | 132.8 | 27:19.455 | | | | | | | | |
| 12 | 2 | 2:41.147 | 45.076 | 44.050 | 1:12.021 | 117.2 | 30:00.602 | | | | | | | | |
| 13 | 2 | 2:52.947 | 1:02.318 | 52.088 | 58.541 | 109.2 | 32:53.549 | | | | | | | | |
| 14 | 2 | 1:56.283 | 39.862 | 36.558 | 39.863 | 162.4 | 34:49.832 | | | | | | | | |
| 15 | 2 | 3:10.758 | 1:00.027 | 1:00.329 | 1:10.402 | 99.0 | 38:00.590 | | | | | | | | |
| 16 | 2 | 3:25.679 | 1:06.113 | 1:06.521 | 1:13.045 | 91.8 | 41:26.269 | | | | | | | | |

| Lap | D | Time | Sector 1 | Sector 2 | Sector 3 | Kph | Elapsed |
|-----|---|-------------------|---------------|---------------|---------------|-------|-----------|
| 1 | 2 | 2:02.135 | 44.835 | 35.900 | 41.400 | 154.6 | 2:02.135 |
| 2 | 2 | 4:23.738 | 1:38.371 | 1:35.620 | 1:09.747 | 71.6 | 6:25.873 |
| 3 | 2 | 1:54.847 | 39.514 | 35.604 | 39.729 | 164.4 | 8:20.720 |
| 4 | 2 | 1:54.473 | 39.156 | 35.528 | 39.789 | 164.9 | 10:15.193 |
| 5 | 2 | 1:53.865 | 38.826 | 35.209 | 39.830 | 165.8 | 12:09.058 |
| 6 | 2 | 1:54.711 | 38.854 | 35.835 | 40.022 | 164.6 | 14:03.769 |
| 7 | 2 | 1:55.238 | 39.327 | 35.751 | 40.160 | 163.9 | 15:59.007 |
| 8 | 2 | 1:56.362 | 39.378 | 35.902 | 41.082 | 162.3 | 17:55.369 |
| 9 | 2 | 1:58.465 | 39.327 | 35.973 | 43.165 | 159.4 | 19:53.834 |
| 10 | 2 | 4:48.365 B | 1:11.667 | 59.461 | 2:37.237 | 65.5 | 24:42.199 |
| 11 | 1 | 2:06.595 | 47.641 | 37.212 | 41.742 | 149.2 | 26:48.794 |
| 12 | 1 | 3:03.460 | 44.022 | 1:04.678 | 1:14.760 | 102.9 | 29:52.254 |
| 13 | 1 | 2:56.808 | 1:03.356 | 54.010 | 59.442 | 106.8 | 32:49.062 |
| 14 | 1 | 1:58.182 | 40.392 | 36.986 | 40.804 | 159.8 | 34:47.244 |
| 15 | 1 | 2:19.442 | 41.536 | 39.926 | 57.980 | 135.4 | 37:06.686 |
| 16 | 1 | 3:25.333 | 1:01.637 | 59.570 | 1:24.126 | 92.0 | 40:32.019 |

151 **FORMULA RACING** Ferrari 488 Challenge EVO
 1.Luigi FERRARI GT CUP 2
 2.Leonardo MEGNA

| Lap | D | Time | Sector 1 | Sector 2 | Sector 3 | Kph | Elapsed |
|-----|---|-------------------|---------------|---------------|---------------|-------|-----------|
| 1 | 1 | 2:08.376 | 46.842 | 36.103 | 45.431 | 147.1 | 2:08.376 |
| 2 | 1 | 4:18.910 | 1:34.130 | 1:36.087 | 1:08.693 | 72.9 | 6:27.286 |
| 3 | 1 | 1:55.420 | 39.647 | 35.823 | 39.950 | 163.6 | 8:22.706 |
| 4 | 1 | 1:55.294 | 39.190 | 35.953 | 40.151 | 163.8 | 10:18.000 |
| 5 | 1 | 1:55.844 | 39.298 | 36.188 | 40.358 | 163.0 | 12:13.844 |
| 6 | 1 | 1:56.477 | 39.442 | 36.574 | 40.461 | 162.1 | 14:10.321 |
| 7 | 1 | 1:56.516 | 39.044 | 36.656 | 40.816 | 162.1 | 16:06.837 |
| 8 | 1 | 1:57.257 | 39.534 | 36.753 | 40.970 | 161.0 | 18:04.094 |
| 9 | 1 | 2:00.445 | 39.242 | 37.101 | 44.102 | 156.8 | 20:04.539 |
| 10 | 1 | 4:59.282 B | 1:02.796 | 59.128 | 2:57.358 | 63.1 | 25:03.821 |
| 11 | 1 | 2:17.476 | 48.180 | 41.473 | 47.823 | 137.3 | 27:21.297 |
| 12 | 1 | 2:40.991 | 44.394 | 43.877 | 1:12.720 | 117.3 | 30:02.288 |
| 13 | 1 | 2:52.067 | 1:01.983 | 51.786 | 58.298 | 109.7 | 32:54.355 |
| 14 | 1 | 2:03.888 | 41.980 | 39.200 | 42.708 | 152.4 | 34:58.243 |
| 15 | 1 | 3:13.604 | 57.437 | 1:01.430 | 1:14.737 | 97.5 | 38:11.847 |
| 16 | 1 | 3:20.152 | 1:01.571 | 1:07.672 | 1:10.909 | 94.3 | 41:31.999 |

157 **BEST LAP** Ferrari 488 Challenge EVO
 1.Giuseppe MARINARO GT CUP 2
 2.Alessandro PALAZZO

| Lap | D | Time | Sector 1 | Sector 2 | Sector 3 | Kph | Elapsed |
|-----|---|-----------------|----------|---------------|---------------|-------|-----------|
| 1 | 2 | 2:23.470 | 46.010 | 49.036 | 48.424 | 131.6 | 2:23.470 |
| 2 | 2 | 4:16.322 | 1:37.870 | 1:35.471 | 1:02.981 | 73.7 | 6:39.792 |
| 3 | 2 | 2:01.374 | 40.552 | 38.227 | 42.595 | 155.6 | 8:41.166 |
| 4 | 2 | 1:58.597 | 40.381 | 37.223 | 40.993 | 159.2 | 10:39.763 |
| 5 | 2 | 1:59.079 | 40.348 | 37.386 | 41.345 | 158.6 | 12:38.842 |
| 6 | 2 | 2:06.331 | 40.219 | 42.811 | 43.301 | 149.5 | 14:45.173 |
| 7 | 2 | 2:01.763 | 40.506 | 38.213 | 43.044 | 155.1 | 16:46.936 |

202 Spirit Race Team BMW M4 GT4 F82
 1.Marc WIEZORREK 2b

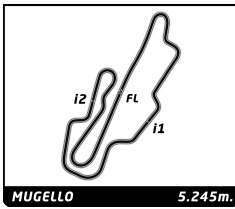
| Lap | D | Time | Sector 1 | Sector 2 | Sector 3 | Kph | Elapsed |
|-----|---|-------------------|---------------|---------------|---------------|-------|-----------|
| 1 | 1 | 3:01.040 | 58.796 | 49.860 | 1:12.384 | 104.3 | 3:01.040 |
| 2 | 1 | 3:46.240 | 1:04.394 | 1:36.106 | 1:05.740 | 83.5 | 6:47.280 |
| 3 | 1 | 2:17.394 | 45.650 | 44.229 | 47.515 | 137.4 | 9:04.674 |
| 4 | 1 | 2:07.137 | 43.731 | 39.327 | 44.079 | 148.5 | 11:11.811 |
| 5 | 1 | 2:04.637 | 42.698 | 38.728 | 43.211 | 151.5 | 13:16.448 |
| 6 | 1 | 2:04.863 | 42.508 | 38.291 | 44.064 | 151.2 | 15:21.311 |
| 7 | 1 | 4:09.011 B | 42.101 | 39.157 | 2:47.753 | 75.8 | 19:30.322 |

| Lap | D | Time | Sector 1 | Sector 2 | Sector 3 | Kph | Elapsed |
|-----|---|-------------------|---------------|---------------|---------------|-------|-----------|
| 1 | 1 | 2:22.976 | 53.440 | 40.307 | 49.229 | 132.1 | 2:22.976 |
| 2 | 1 | 4:16.654 | 1:37.054 | 1:35.757 | 1:03.843 | 73.6 | 6:39.630 |
| 3 | 1 | 2:03.294 | 42.110 | 38.473 | 42.711 | 153.1 | 8:42.924 |
| 4 | 1 | 2:02.603 | 41.549 | 38.244 | 42.810 | 154.0 | 10:45.527 |
| 5 | 1 | 2:02.120 | 41.520 | 38.043 | 42.557 | 154.6 | 12:47.647 |
| 6 | 1 | 2:03.551 | 41.154 | 39.932 | 42.465 | 152.8 | 14:51.198 |
| 7 | 1 | 2:02.320 | 41.504 | 38.085 | 42.731 | 154.4 | 16:53.518 |
| 8 | 1 | 2:03.982 | 40.934 | 38.014 | 45.034 | 152.3 | 18:57.500 |
| 9 | 1 | 4:14.753 B | 43.824 | 40.598 | 2:50.331 | 74.1 | 23:12.253 |
| 10 | 1 | 2:59.639 | 58.762 | 56.291 | 1:04.586 | 105.1 | 26:11.892 |
| 11 | 1 | 2:17.889 | 54.815 | 39.385 | 43.689 | 136.9 | 28:29.781 |
| 12 | 1 | 2:03.114 | 41.643 | 38.634 | 42.837 | 153.4 | 30:32.895 |
| 13 | 1 | 2:26.225 | 41.307 | 48.544 | 56.374 | 129.1 | 32:59.120 |
| 14 | 1 | 2:07.572 | 41.387 | 38.162 | 48.023 | 148.0 | 35:06.692 |
| 15 | 1 | 3:09.539 | 53.023 | 1:01.041 | 1:15.475 | 99.6 | 38:16.231 |
| 16 | 1 | 3:18.562 | 1:02.080 | 1:06.352 | 1:10.130 | 95.1 | 41:34.793 |

| Lap | D | Time | Sector 1 | Sector 2 | Sector 3 | Kph | Elapsed |
|-----|---|-------------------|---------------|---------------|---------------|-------|-----------|
| 1 | 1 | 2:08.376 | 46.842 | 36.103 | 45.431 | 147.1 | 2:08.376 |
| 2 | 1 | 4:18.910 | 1:34.130 | 1:36.087 | 1:08.693 | 72.9 | 6:27.286 |
| 3 | 1 | 1:55.420 | 39.647 | 35.823 | 39.950 | 163.6 | 8:22.706 |
| 4 | 1 | 1:55.294 | 39.190 | 35.953 | 40.151 | 163.8 | 10:18.000 |
| 5 | 1 | 1:55.844 | 39.298 | 36.188 | 40.358 | 163.0 | 12:13.844 |
| 6 | 1 | 1:56.477 | 39.442 | 36.574 | 40.461 | 162.1 | 14:10.321 |
| 7 | 1 | 1:56.516 | 39.044 | 36.656 | 40.816 | 162.1 | 16:06.837 |
| 8 | 1 | 1:57.257 | 39.534 | 36.753 | 40.970 | 161.0 | 18:04.094 |
| 9 | 1 | 2:00.445 | 39.242 | 37.101 | 44.102 | 156.8 | 20:04.539 |
| 10 | 1 | 4:59.282 B | 1:02.796 | 59.128 | 2:57.358 | 63.1 | 25:03.821 |
| 11 | 1 | 2:17.476 | 48.180 | 41.473 | 47.823 | 137.3 | 27:21.297 |
| 12 | 1 | 2:40.991 | 44.394 | 43.877 | 1:12.720 | 117.3 | 30:02.288 |
| 13 | 1 | 2:52.067 | 1:01.983 | 51.786 | 58.298 | 109.7 | 32:54.355 |
| 14 | 1 | 2:03.888 | 41.980 | 39.200 | 42.708 | 152.4 | 34:58.243 |
| 15 | 1 | 3:13.604 | 57.437 | 1:01.430 | 1:14.737 | 97.5 | 38:11.847 |
| 16 | 1 | 3:20.152 | 1:01.571 | 1:07.672 | 1:10.909 | 94.3 | 41:31.999 |

507 Team Lienau ASTON MARTIN V12 GT3
 1.Alexander LIENAU 5

| Lap | D | Time | Sector 1 | Sector 2 | Sector 3 | Kph | Elapsed |
|-----|---|-------------------|---------------|---------------|---------------|-------|-----------|
| 1 | 1 | 2:27.465 | 56.274 | 41.850 | 49.341 | 128.0 | 2:27.465 |
| 2 | 1 | 4:14.802 | 1:35.982 | 1:35.571 | 1:03.249 | 74.1 | 6:42.267 |
| 3 | 1 | 2:06.848 | 42.825 | 39.876 | 44.147 | 148.9 | 8:49.115 |
| 4 | 1 | 2:09.117 | 43.418 | 40.598 | 45.101 | 146.2 | 10:58.232 |
| 5 | 1 | 2:08.786 | 43.655 | 40.614 | 44.517 | 146.6 | 13:07.018 |
| 6 | 1 | 2:13.002 | 43.403 | 42.790 | 46.809 | 142.0 | 15:20.020 |
| 7 | 1 | 3:52.947 B | 42.344 | 39.814 | 2:30.789 | 81.1 | 19:12.967 |
| 8 | 1 | 2:22.927 | 55.854 | 41.842 | 45.231 | 132.1 | 21:35.894 |
| 9 | 1 | 2:14.710 | 45.979 | 41.790 | 46.941 | 140.2 | 23:50.604 |
| 10 | 1 | 2:24.387 | 45.240 | 41.312 | 57.835 | 130.8 | 26:14.991 |
| 11 | 1 | 3:34.714 | 1:13.827 | 1:05.200 | 1:15.687 | 87.9 | 29:49.705 |
| 12 | 1 | 2:58.204 | 1:03.803 | 53.240 | 1:01.161 | 106.0 | 32:47.909 |



National GT Challenge/P9 Challenge Sprin

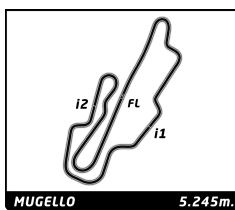
Mugello Racing Weekend

Gara 2

Sector Analysis

— Invalidated Lap
 ■ Personal Best
 ■ Session Best
 B Crossing the pit lane

| Lap | D | Time | Sector 1 | Sector 2 | Sector 3 | Kph | Elapsed | Lap | D | Time | Sector 1 | Sector 2 | Sector 3 | Kph | Elapsed |
|------------|---|-------------------------------|---------------|---------------|---------------|-------|---------------------------|-----|---|------|----------|----------|----------|-----|---------|
| 604 | | HR Spezialfedern GmbH & Co KG | | | | | BMW M4 GT3 | | | | | | | | |
| | | 1.Jurgen ALZEN | | | | | 6 | | | | | | | | |
| | | 2.Timo SCHEIBNER | | | | | | | | | | | | | |
| 1 | 1 | 1:58.461 | 43.118 | 35.112 | 40.231 | 159.4 | 1:58.461 | | | | | | | | |
| 2 | 1 | 4:25.910 | 1:38.841 | 1:35.660 | 1:11.409 | 71.0 | 6:24.371 | | | | | | | | |
| 3 | 1 | 1:51.299 | 38.052 | 34.859 | 38.388 | 169.7 | 8:15.670 | | | | | | | | |
| 4 | 1 | 1:51.180 | 38.123 | 34.686 | 38.371 | 169.8 | 10:06.850 | | | | | | | | |
| 5 | 1 | 1:51.745 | 37.728 | 35.020 | 38.997 | 169.0 | 11:58.595 | | | | | | | | |
| 6 | 1 | 1:52.032 | 37.802 | 35.795 | 38.435 | 168.5 | 13:50.627 | | | | | | | | |
| 7 | 1 | 1:51.748 | 37.716 | 35.459 | 38.573 | 169.0 | 15:42.375 | | | | | | | | |
| 8 | 1 | 1:52.001 | 38.072 | 35.414 | 38.515 | 168.6 | 17:34.376 | | | | | | | | |
| 9 | 1 | 2:08.687 | 37.295 | 34.982 | 56.410 | 146.7 | 19:43.063 | | | | | | | | |
| 10 | 1 | 5:11.321 B | 1:20.109 | 59.569 | 2:51.643 | 60.7 | 24:54.384 | | | | | | | | |
| 11 | 2 | 2:24.449 | 54.938 | 41.939 | 47.572 | 130.7 | 27:18.833 | | | | | | | | |
| 12 | 2 | 2:41.231 | 45.055 | 43.945 | 1:12.231 | 117.1 | 30:00.064 | | | | | | | | |
| 13 | 2 | 2:52.708 | 1:01.988 | 51.717 | 59.003 | 109.3 | 32:52.772 | | | | | | | | |
| 14 | 2 | 1:54.310 | 39.062 | 35.984 | 39.264 | 165.2 | 34:47.082 | | | | | | | | |
| 15 | 2 | 3:11.971 | 1:00.745 | 1:00.282 | 1:10.944 | 98.4 | 37:59.053 | | | | | | | | |
| 16 | 2 | 3:25.687 | 1:06.315 | 1:05.994 | 1:13.378 | 91.8 | 41:24.740 | | | | | | | | |
| 607 | | JB racing TEAM | | | | | CHEVROLET C7 GT3 Corvette | | | | | | | | |
| | | 1.Jurgen BENDER | | | | | 6 | | | | | | | | |
| 1 | 1 | 2:13.268 | 47.176 | 36.231 | 49.861 | 141.7 | 2:13.268 | | | | | | | | |
| 2 | 1 | 4:14.779 | 1:30.481 | 1:36.664 | 1:07.634 | 74.1 | 6:28.047 | | | | | | | | |
| 3 | 1 | 1:54.941 | 39.559 | 35.724 | 39.658 | 164.3 | 8:22.988 | | | | | | | | |
| 4 | 1 | 1:54.958 | 39.569 | 36.036 | 39.353 | 164.3 | 10:17.946 | | | | | | | | |
| 5 | 1 | 1:53.246 | 38.309 | 35.317 | 39.620 | 166.7 | 12:11.192 | | | | | | | | |
| 6 | 1 | 1:54.886 | 39.352 | 36.006 | 39.528 | 164.4 | 14:06.078 | | | | | | | | |
| 7 | 1 | 1:53.651 | 38.352 | 35.364 | 39.935 | 166.1 | 15:59.729 | | | | | | | | |
| 8 | 1 | 1:54.710 | 39.156 | 35.706 | 39.848 | 164.6 | 17:54.439 | | | | | | | | |
| 9 | 1 | 1:56.484 | 38.520 | 35.537 | 42.427 | 162.1 | 19:50.923 | | | | | | | | |
| 10 | 1 | 5:37.265 B | 1:13.839 | 59.371 | 3:24.055 | 56.0 | 25:28.188 | | | | | | | | |
| 11 | 1 | 2:09.960 | 47.608 | 38.459 | 43.893 | 145.3 | 27:38.148 | | | | | | | | |
| 12 | 1 | 2:26.682 | 46.331 | 40.496 | 59.855 | 128.7 | 30:04.830 | | | | | | | | |
| 13 | 1 | 2:50.104 | 1:01.348 | 51.232 | 57.524 | 111.0 | 32:54.934 | | | | | | | | |
| 14 | 1 | 2:08.542 | 43.600 | 38.605 | 46.337 | 146.9 | 35:03.476 | | | | | | | | |
| 15 | 1 | 3:09.959 | 54.015 | 1:01.136 | 1:14.808 | 99.4 | 38:13.435 | | | | | | | | |
| 16 | 1 | 3:19.265 | 1:02.190 | 1:06.682 | 1:10.393 | 94.8 | 41:32.700 | | | | | | | | |



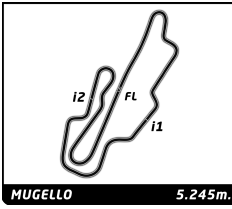
National GT Challenge/P9 Challenge Sprir

Mugello Racing Weekend

Gara 2

Handicaps Analysis

| No | In Time | | Out Time | | Pit Time | Handicap | Gap | Window |
|------------|---|-----------|--------------|-----------|--------------------|----------|--------|--------|
| | Hour | Elapsed | Hour | Elapsed | | | | |
| 5 | BEST LAP / Ferrari 488 Challenge EVO GT CUP 2 | | | | | | | |
| 1 | 13:30:41.815 | 18:21.548 | 13:32:49.226 | 20:28.959 | 2:07.411 (127.411) | 101 | 26.411 | |
| 6 | Rangoni Corse / Lamborghini Huracan ST GT CUP 1 | | | | | | | |
| 1 | 13:31:56.904 | 19:36.637 | 13:35:06.166 | 22:45.899 | 3:09.262 (189.262) | 101 | 88.262 | |
| 7 | TRACK AND GO / Porsche 992 GT3 CUP GT CUP 2 | | | | | | | |
| 1 | 13:27:39.988 | 15:19.721 | 13:29:35.608 | 17:15.341 | 1:55.620 (115.620) | 101 | 14.620 | |
| 9 | TEAM CARS RACING / Porsche Carrera GT3 GT CUP 2 | | | | | | | |
| 1 | 13:32:59.918 | 20:39.651 | 13:34:53.706 | 22:33.439 | 1:53.788 (113.788) | 106 | 7.788 | |
| 11 | SCUDERIA EMME / Ferrari 488 Challenge EVO GT CUP 2 | | | | | | | |
| 1 | 13:30:38.479 | 18:18.212 | 13:32:24.722 | 20:04.455 | 1:46.243 (106.243) | 101 | 5.243 | |
| 12 | TEAM CARS RACING / 992 GT3 CUP GT CUP 2 | | | | | | | |
| 1 | 13:28:49.368 | 16:29.101 | 13:30:38.657 | 18:18.390 | 1:49.289 (109.289) | 106 | 3.289 | |
| 15 | BEST LAP / Ferrari 488 Challenge EVO GT CUP 2 | | | | | | | |
| 1 | 13:29:06.936 | 16:46.669 | 13:31:08.246 | 18:47.979 | 2:01.310 (121.310) | 101 | 20.310 | |
| 18 | BEST LAP / Ferrari 488 GT3 GT3 | | | | | | | |
| 1 | 13:28:55.257 | 16:34.990 | 13:30:37.386 | 18:17.119 | 1:42.129 (102.129) | 101 | 1.129 | |
| 23 | FORMULA RACING / Ferrari 488 Challenge EVO GT CUP 2 | | | | | | | |
| 1 | 13:35:31.433 | 23:11.166 | 13:37:23.164 | 25:02.897 | 1:51.731 (111.731) | 106 | 5.731 | |
| 24 | RC MOTORSPORT / Ferrari 488 Challenge EVO GT CUP 2 | | | | | | | |
| 1 | 13:35:27.525 | 23:07.258 | 13:37:16.064 | 24:55.797 | 1:48.539 (108.539) | 101 | 7.539 | |
| 25 | SEVEN HILLS MOTORSPORT / Ferrari 488 Challenge EVO GT CUP 2 | | | | | | | |
| 1 | 13:35:22.155 | 23:01.888 | 13:37:10.098 | 24:49.831 | 1:47.943 (107.943) | 101 | 6.943 | |
| 27 | GRT MOTORSPORT / Ferrari 488 Challenge EVO GT CUP 2 | | | | | | | |
| 1 | 13:35:25.487 | 23:05.220 | 13:37:11.466 | 24:51.199 | 1:45.979 (105.979) | 101 | 4.979 | |
| 28 | TEAM CARS RACING / Porsche 911 GT3 CUP GT CUP 2 | | | | | | | |
| 1 | 13:32:49.436 | 20:29.169 | 13:34:37.406 | 22:17.139 | 1:47.970 (107.970) | 101 | 6.970 | |
| 42 | TEAM CARS RACING / Porsche 992 GT3 CUP GT CUP 2 | | | | | | | |
| 1 | 13:32:47.376 | 20:27.109 | 13:34:35.235 | 22:14.968 | 1:47.859 (107.859) | 101 | 6.859 | |
| 43 | BEST LAP / Ferrari 488 Challenge EVO GT CUP 2 | | | | | | | |
| 1 | 13:32:44.379 | 20:24.112 | 13:34:26.328 | 22:06.061 | 1:41.949 (101.949) | 101 | 0.949 | |
| 57 | LEMA RACING / Lamborghini Huracan ST EVO2 GT CUP 1 | | | | | | | |
| 1 | 13:28:46.727 | 16:26.460 | 13:30:31.310 | 18:11.043 | 1:44.583 (104.583) | 101 | 3.583 | |
| 68 | SF SQUADRA CORSE SRLS / Lamborghini Huracan ST EVO2 GT CUP 1 | | | | | | | |
| 1 | 13:29:54.901 | 17:34.634 | 13:31:35.692 | 19:15.425 | 1:40.791 (100.791) | 101 | -0.209 | |
| 91 | SCUDERIA VESUVIO / Lamborghini Huracan GT3 GT3 | | | | | | | |
| 1 | 13:35:19.267 | 22:59.000 | 13:37:21.658 | 25:01.391 | 2:02.391 (122.391) | 106 | 16.391 | |
| 151 | FORMULA RACING / Ferrari 488 Challenge EVO GT CUP 2 | | | | | | | |
| 1 | 13:35:21.046 | 23:00.779 | 13:37:05.991 | 24:45.724 | 1:44.945 (104.945) | 101 | 3.945 | |
| 202 | Spirit Race Team / BMW M4 GT4 F82 2b | | | | | | | |
| 1 | 13:29:45.857 | 17:25.590 | 13:32:00.864 | 19:40.597 | 2:15.007 (135.007) | 120 | 15.007 | |
| 204 | Spirit Race Team / AUDI R8 GT4 2b | | | | | | | |
| 1 | 13:33:25.313 | 21:05.046 | 13:35:35.564 | 23:15.297 | 2:10.251 (130.251) | 120 | 10.251 | |
| 411 | TEAM Sussenguth / PORSCHE 991 GT3 CUP GEN II 4b | | | | | | | |
| 1 | 13:35:23.150 | 23:02.883 | 13:37:27.757 | 25:07.490 | 2:04.607 (124.607) | 120 | 4.607 | |
| 507 | Team Lienau / ASTON MARTIN V12 GT3 5 | | | | | | | |



National GT Challenge/P9 Challenge Sprir

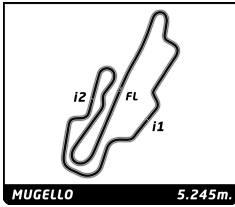
Mugello Racing Weekend

Gara 2

Handicaps Analysis

| No | In Time | | Out Time | | Pit Time | Handicap | Gap | Window |
|------------|---|-----------|--------------|-----------|--------------------|----------|--------|--------|
| | Hour | Elapsed | Hour | Elapsed | | | | |
| 1 | 13:29:44.922 | 17:24.655 | 13:31:38.093 | 19:17.826 | 1:53.171 (113.171) | 120 | -6.829 | |
| 604 | HR Spezialfedern GmbH & Co KG / BMW M4 GT3 | | | | | | | 6 |
| 1 | 13:35:18.034 | 22:57.767 | 13:37:18.144 | 24:57.877 | 2:00.110 (120.110) | | | |
| 607 | JB racing TEAM / CHEVROLET C7 GT3 Corvette | | | | | | | 6 |
| 1 | 13:35:20.143 | 22:59.876 | 13:37:51.874 | 25:31.607 | 2:31.731 (151.731) | | | |

CARS WITHOUT PIT STOPS DURING THE SESSION: 50, 90, 157.

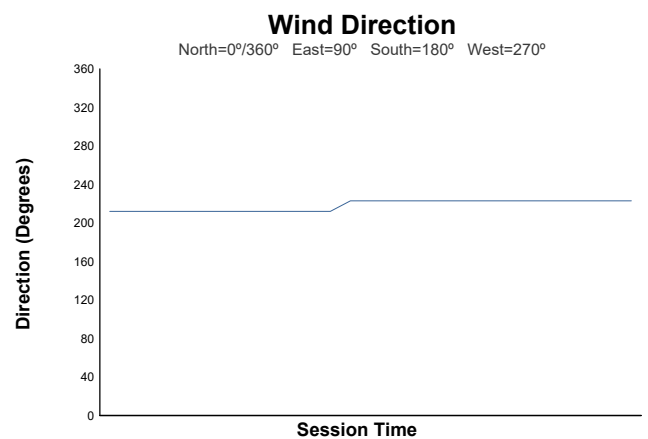
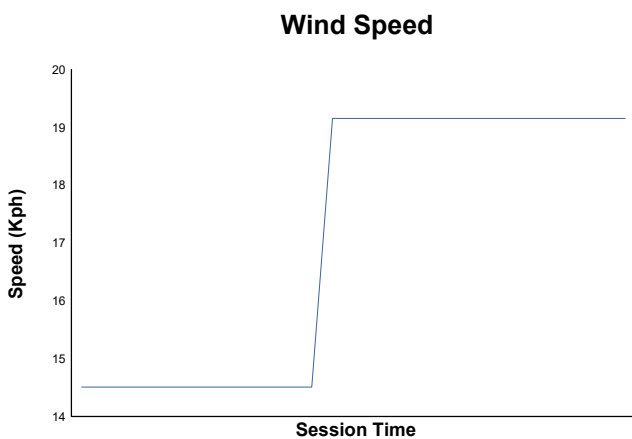
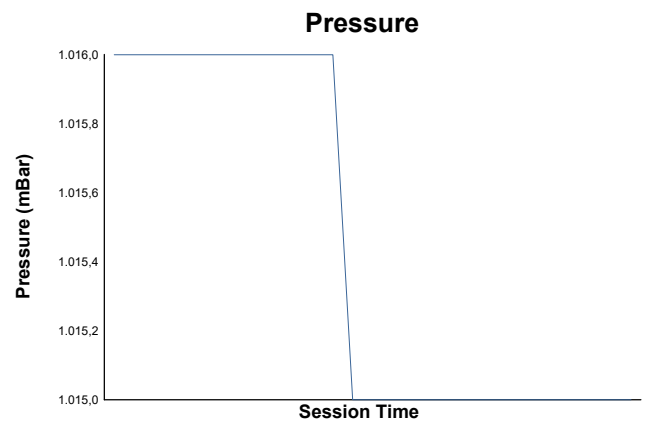
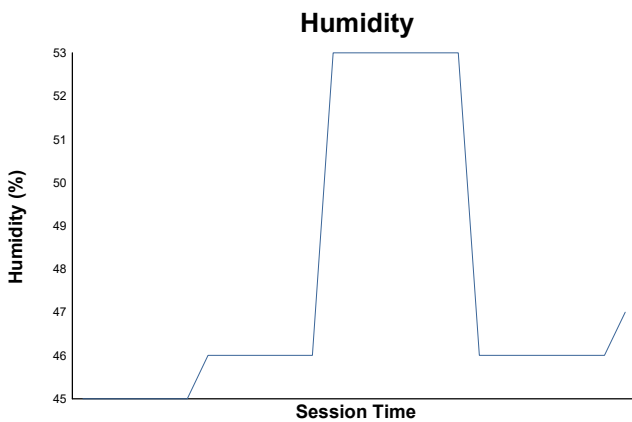
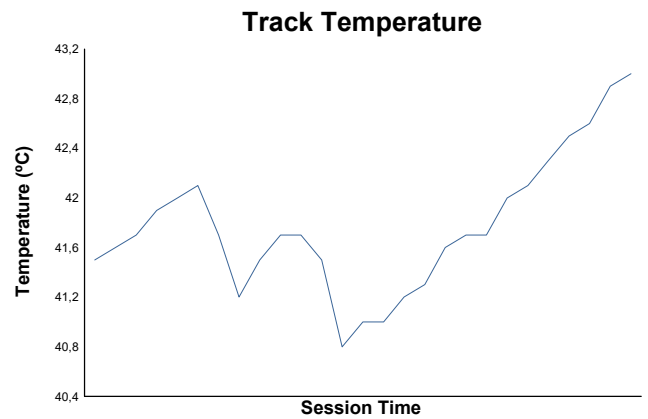
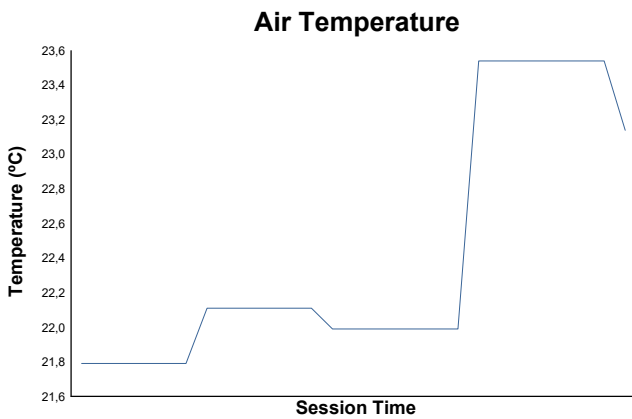


National GT Challenge/P9 Challenge Sprui

Mugello Racing Weekend

Gara 2

Weather Report



Track Status: **DRY**